

**FIRAT**

**SÜRME 70-75**

**TEKNİK**

**KATALOG**

## SÜRME SİSTEMLERİ 70-75



Kasa Profil Geniřlięi (mm)	<b>70-75</b>
Conta	<b>TPE</b>
Ses Yalıtımı (db)	<b>32</b>
Hava Geçirgenlik Sınıfı	<b>3</b>
Su Sızdırmazlık Sınıfı	<b>3A</b>
Profil Isı Yalıtımı (W/m <sup>2</sup> °K)	<b>1,45</b>
Pencere Isı Yalıtımı (W/m <sup>2</sup> °K)	<b>2,20</b>
Rüzgar Yüküne Dayanım Sınıfı	<b>C2</b>
Cam Kalınlıkları (mm)	<b>5,20,24</b>

04 Ana Profiller

05 Detay Profiller

06 Yardımcı Profiller

07 Çıta Uygulamaları

08 Kanat Kapama Kullanım Yeri

11 Destek Sacları

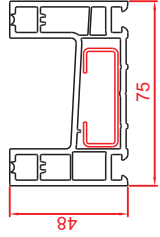
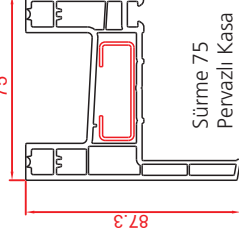
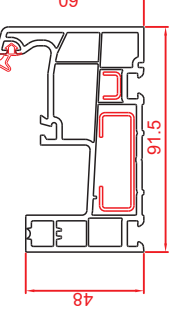
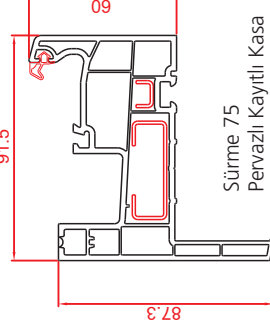
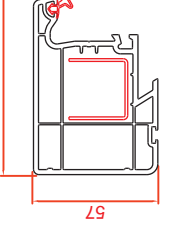
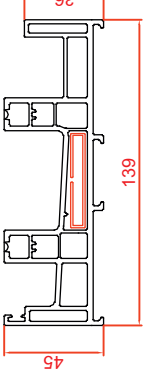
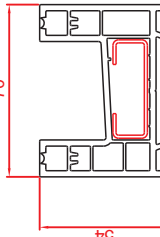
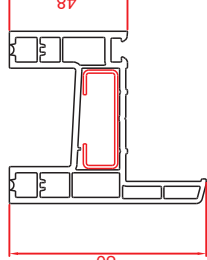
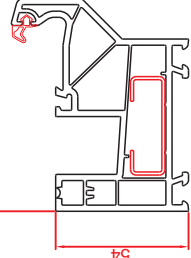
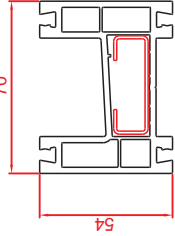
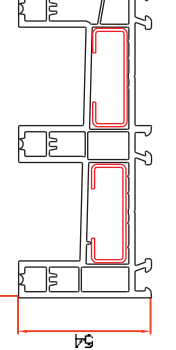
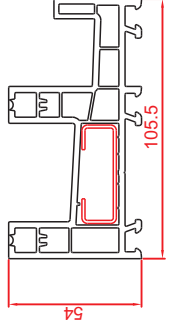

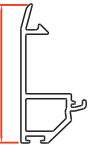
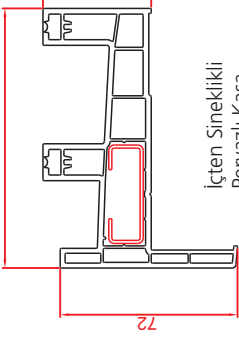
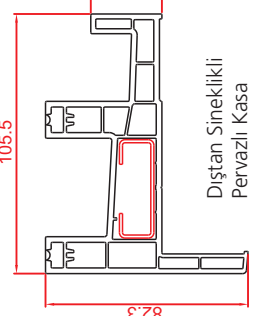
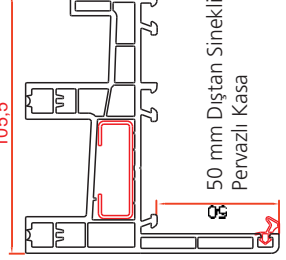
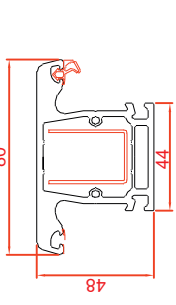
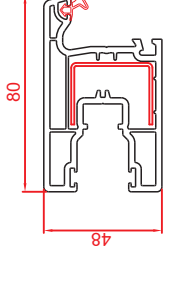
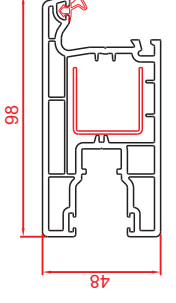
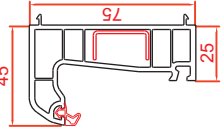
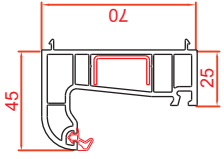
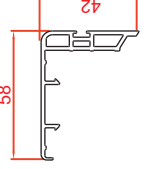
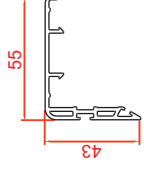
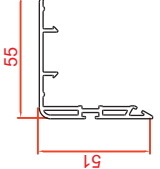
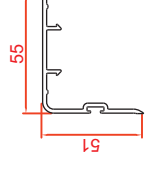
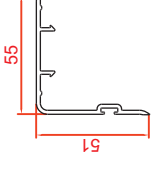
12 Detay Profili Uygulamaları

19 Pencere Kesitleri

43 Su Tahliye Kanalları

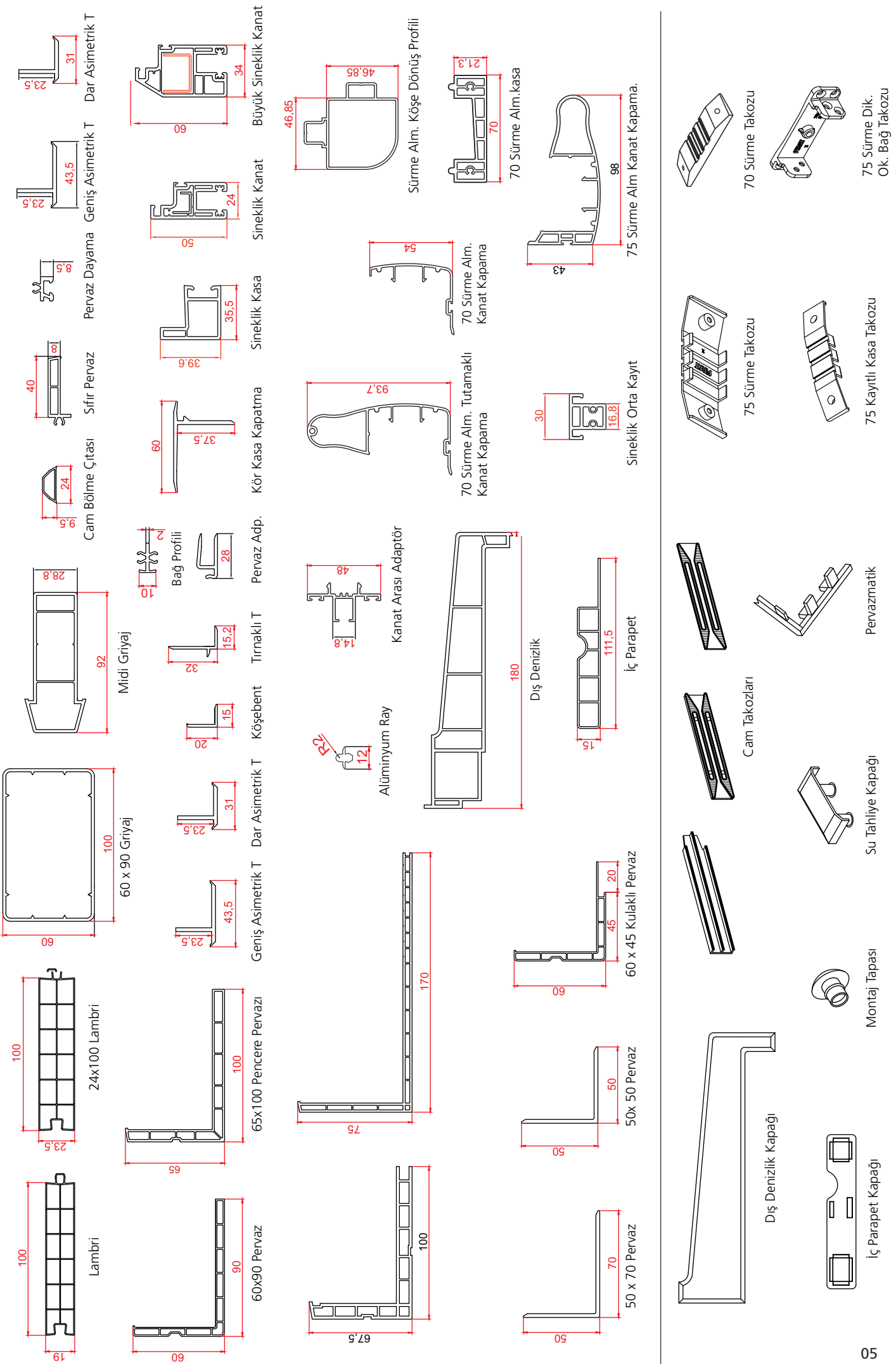
44 Kol Yeri Hazırlama

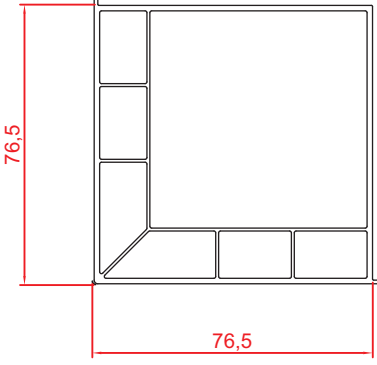
45 Kaynak

									
Sürme 75 Kasa	Sürme 75 Pervazlı Kasa	Sürme 75 Kayıtlı Kasa	Sürme 75 Pervazlı Kayıtlı Kasa	Sürme 75 Dikey Orta Kayıt	Sürme 75 Yalıtımlı Kasa				
									
Sürme 70 Kasa	Sürme 70 Pervazlı Kasa	Sürme 70 Kayıtlı Kasa	Sürme 70 Kasalı Orta Kayıt	Sürme Sinekli Kasa	Sürme Sinekli Kasa	Sürme 70 Kayıtlı Kasa Kapama	Sürme 75 Kayıtlı Kasa Kapama		
									
İçten Sineklilikli Pervazlı Kasa	Dıştan Sineklilikli Pervazlı Kasa	Sürme 50 mm Dıştan Sineklilikli Pervazlı Kasa	Sürme Kanat	Sürme Kanat	Sürme Kapı Kanat				
									
Sürme 75 Fix Profili	Sürme 70 Fix Profili	Sürme 75 Kanat Kapama Profili	Sürme 70 C. Kanat Kapama	Sürme 70 C. Kanat Kapama	Sürme 70 Kanat Kapama	Sürme 70 Kanat Kapama			

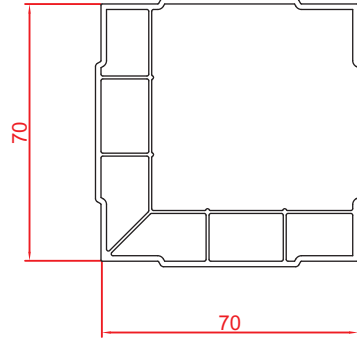
## SÜRME SİSTEMLERİ 70-75

## Detay Profiller

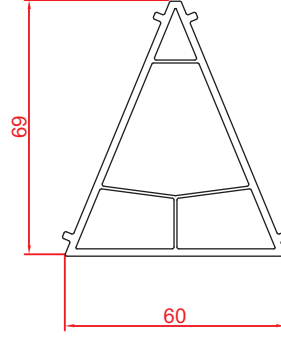




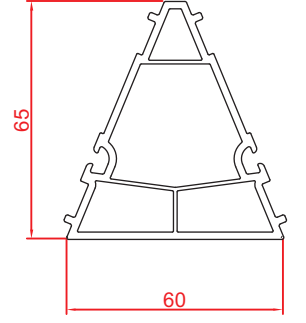
75 Köşe Dönüş Profili



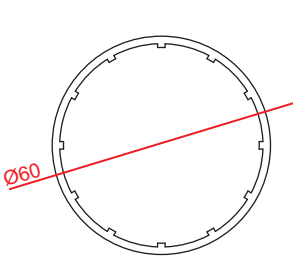
70 Köşe Dönüş Profili



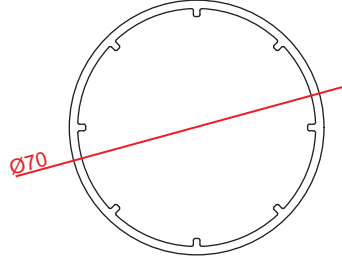
75 135° Köşe Dönüş Profili



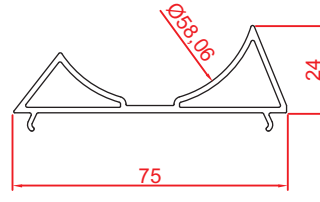
70 135° Köşe Dönüş Profili



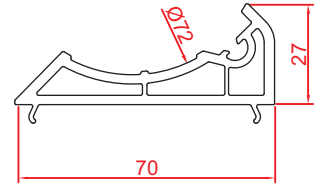
75 Boru Profili



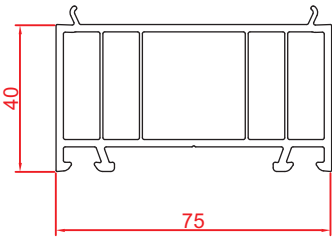
70 Boru Profili



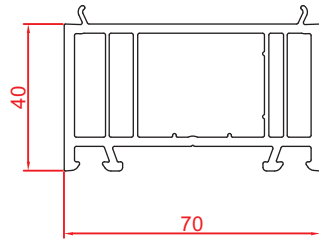
75 Açılı Dönüş Adaptörü



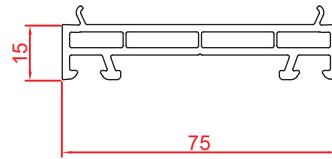
70 Açılı Dönüş Adaptörü



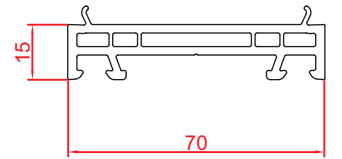
75 40 mm Kasa Kaldırma



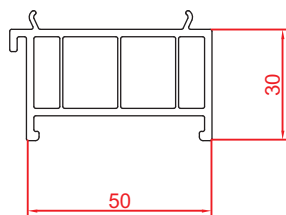
70 40 mm Kasa Kaldırma



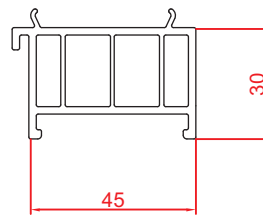
75 15 mm Kasa Kaldırma



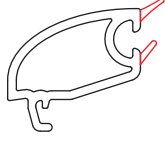
70 15 mm Kasa Kaldırma



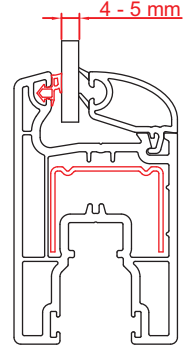
75 Kasa Taban Montaj Profili



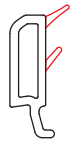
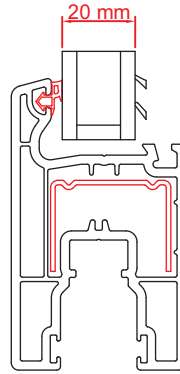
70 Kasa Taban Montaj Profili



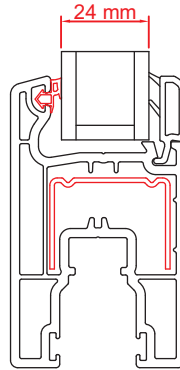
5 mm Çıta



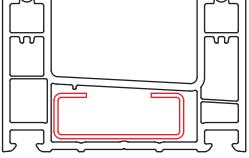
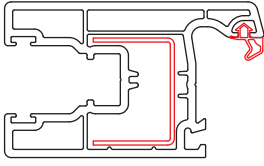
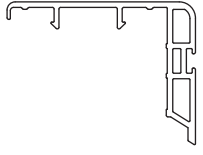
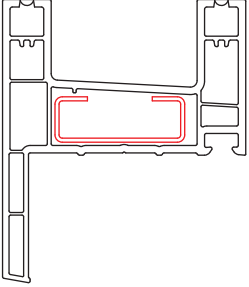
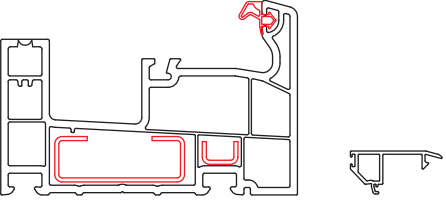
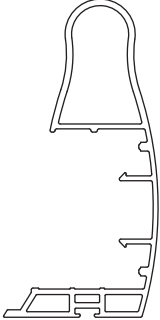
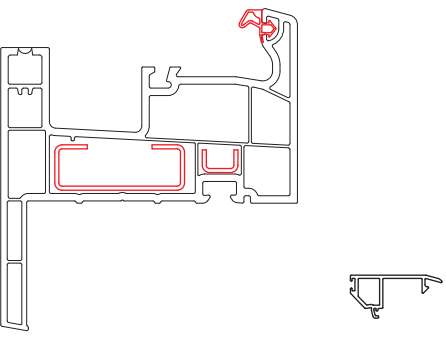
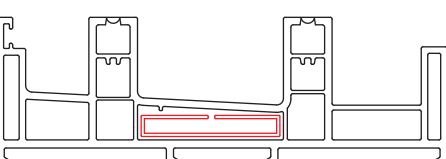
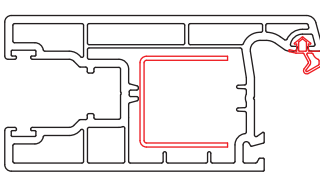
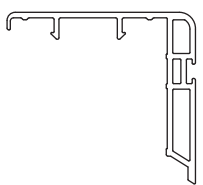
20 mm Çıta



24 mm Çıta

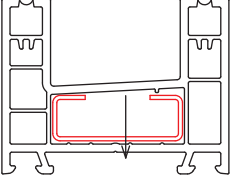
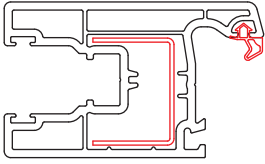
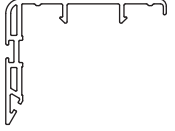
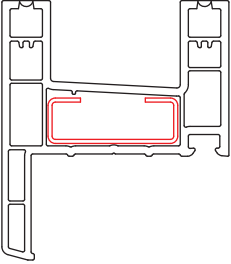
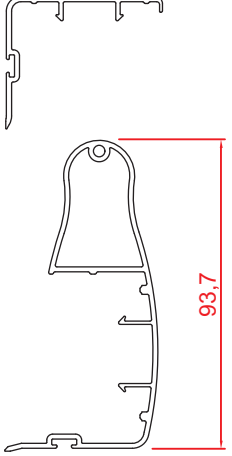
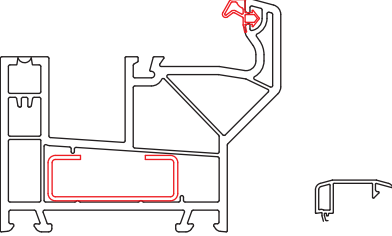
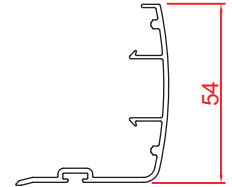
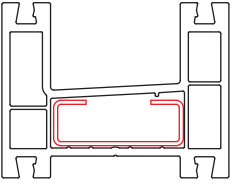
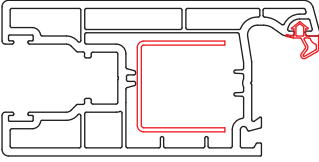

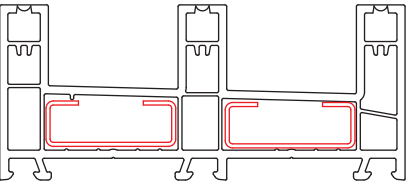
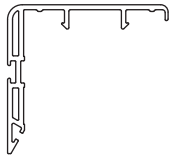
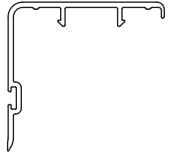


1. 75 ve 70 mm sürme sistemlerinde ortak kanat ve kapı kanat profilleri kullanılmaktadır.
2. Sadece kullanacağınız kasa profiline uygun 70 lik yada 75 lik kanat kapama profillerini kullanmanız gerekmektedir.
3. 1,8 mt den yüksek olan kanat boyutlarında kapı kanadı kullanmanız gerekmektedir.
4. 2,2 mt den yüksek olan kapı kanadı uygulamalarında alüminyum kapatma profillerini kullanmanız gerekmektedir.

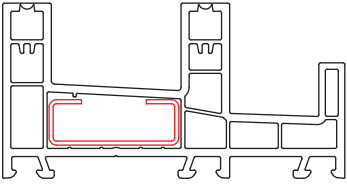
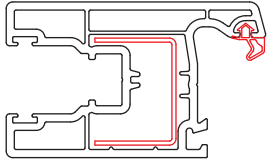
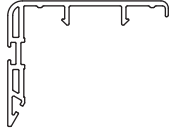
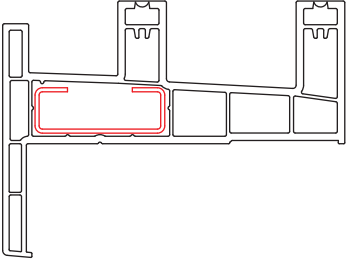
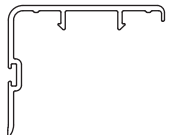
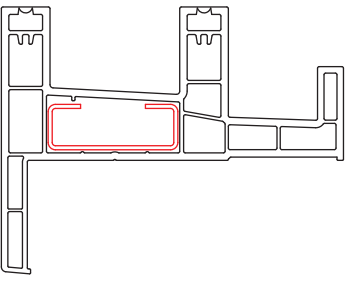
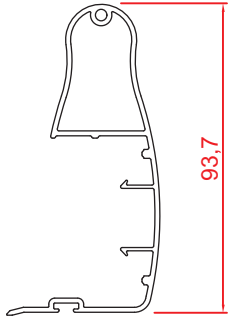
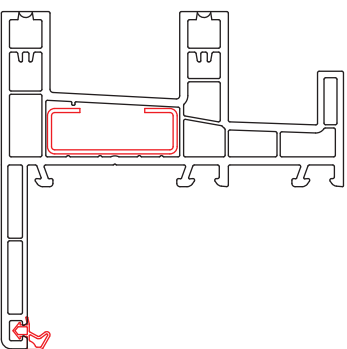
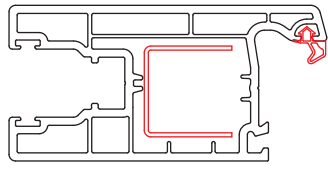
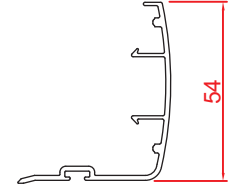
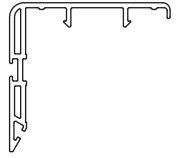
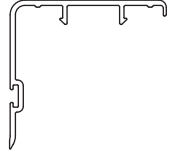
Sürme Kasa Profilleri	Kullanılabilecek Kanat Profilleri	Kullanılabilecek Kapatmalar
<p>75 Sürme Kasa</p> 	<p>Sürme Kanat</p> 	<p>75 Sürme Kanat Kapama</p> 
<p>75 Sürme Pervazlı Kasa</p> 		
<p>75 Sürme Kayıtlı Kasa</p> 		<p>75 Sürme Alm. Kanat Kapama</p> 
<p>75 Sürme Pervazlı Kayıtlı Kasa</p> 		
<p>75 Sürme Yalıtımlı Kasa</p> 	<p>Sürme Kapı Kanat</p> 	<p>75 Sürme Kapı Kanat Kapama</p> 

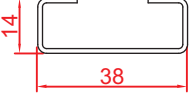
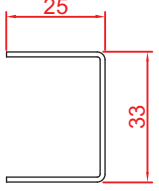
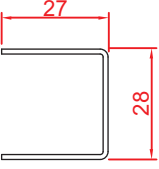
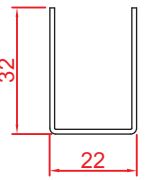
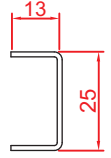


1. 75 ve 70 mm sürme sistemlerinde ortak kanat ve kapı kanat profilleri kullanılmaktadır.
2. Sadece kullanacağınız kasa profiline uygun 70 lik yada 75 lik kanat kapama profillerini kullanmanız gerekmektedir.
3. 1,8 mt den yüksek olan kanat boyutlarında kapı kanadı kullanmanız gerekmektedir.
4. 2,2 mt den yüksek olan kapı kanadı uygulamalarında alüminyum kapatma profillerini kullanmanız gerekmektedir.

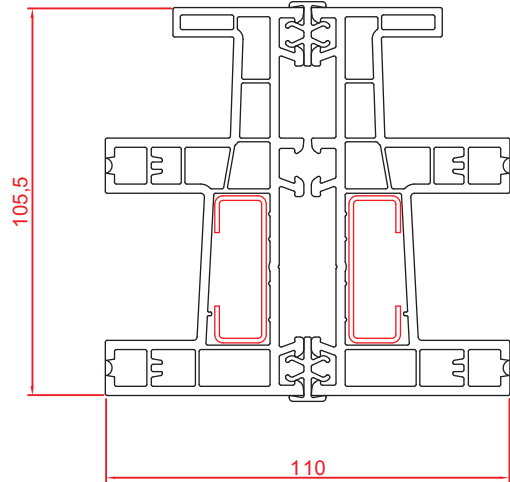
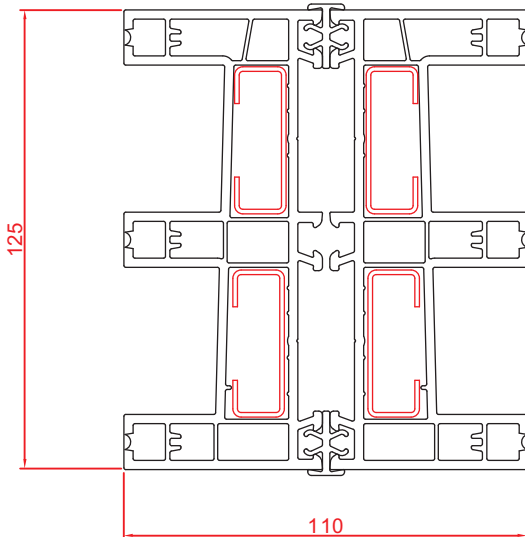
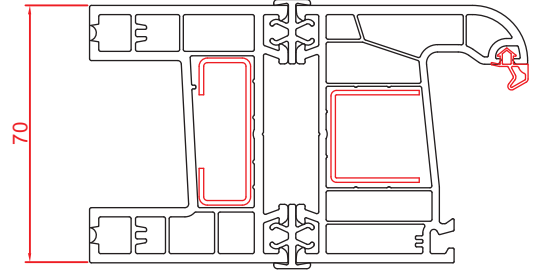
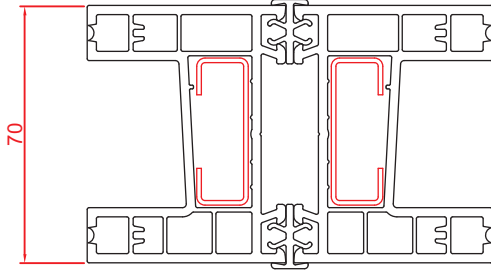
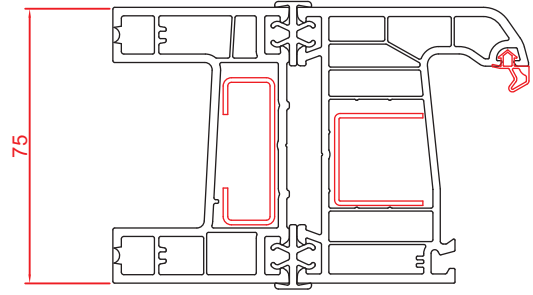
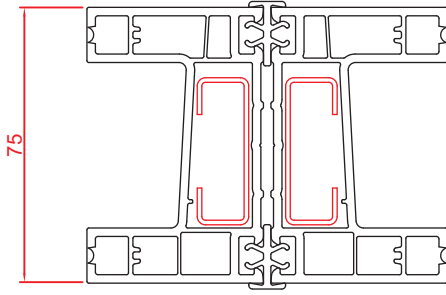
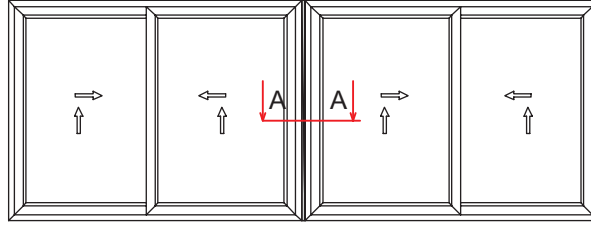
Sürme Kasa Profilleri	Kullanılabilecek Kanat Profilleri	Kullanılabilecek Kapatmalar
<p>70 Sürme Kasa</p> 	<p>Sürme Kanat</p> 	<p>70 Sürme C. Kanat Kapama</p> 
<p>70 Sürme Pervazlı Kasa</p> 		<p>70 Sürme Kanat Kapama</p> 
<p>70 Sürme Kayıtlı Kasa</p> 		<p>70 Sürme Alm. Tutamaklı Kanat Kapama</p> 
<p>70 Sürme Pervazlı Kayıtlı Kasa</p> 	<p>Sürme Kapı Kanat</p> 	<p>70 Sürme Alm. Kanat Kapama</p> 
<p>Üçlü Sürme Kasa</p> 		<p>70 Sürme C. Kapı Kanat Kapama</p> 
		<p>70 Sürme Kapı Kanat Kapama</p> 

1. 75 ve 70 mm sürme sistemlerinde ortak kanat ve kapı kanat profilleri kullanılmaktadır.
2. Sadece kullanacağınız kasa profiline uygun 70 lik yada 75 lik kanat kapama profillerini kullanmanız gerekmektedir.
3. 1,8 mt den yüksek olan kanat boyutlarında kapı kanadı kullanmanız gerekmektedir.
4. 2,2 mt den yüksek olan kapı kanadı uygulamalarında alüminyum kapatma profillerini kullanmanız gerekmektedir.

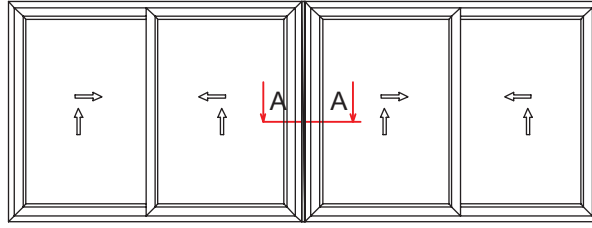
Sürme Kasa Profilleri	Kullanılabilecek Kanat Profilleri	Kullanılabilecek Kapatmalar
<p>Sürme Sineklikli Kasa</p> 	<p>Sürme Kanat</p> 	<p>70 Sürme C. Kanat Kapama</p> 
<p>İçten Sinklikli Pervazlı Kasa</p> 		<p>70 Sürme Kanat Kapama</p> 
<p>Dıştan Sinklikli Pervazlı Kasa</p> 		<p>70 Sürme Alm. Tutamaklı Kanat Kapama</p>  <p>93,7</p>
<p>50 mm Dıştan Sinklikli Pervazlı Kasa</p> 	<p>Sürme Kapı Kanat</p> 	<p>70 Sürme Alm. Kanat Kapama</p>  <p>54</p>
		<p>70 Sürme C. Kapı Kanat Kapama</p> 
		<p>70 Sürme Kapı Kanat Kapama</p> 

Şekli	Kullanım Yeri	Kalınlıklar	Atalet Değerleri
	Sürme Kasa Sürme Pervazlı Kasa Sürme Kayıtlı Kasa Sürme Pervazlı Kayıtlı Kasa Kasalı Orta Kayıt 3'lü Sürme Kasa Sineklikli Kasalar	1,2 mm	$I_x : 0,28 - I_y : 1,86$
		1,5 mm	$I_x : 0,33 - I_y : 2,26$
		2 mm	$I_x : 0,40 - I_y : 2,88$
	Sürme Kanat	1,2 mm	$I_x : 1,76 - I_y : 0,63$
		1,5 mm	$I_x : 2,16 - I_y : 0,77$
		2 mm	$I_x : 2,77 - I_y : 1,00$
	Sürme Kapı Kanat 75 Sürme Dikey Orta Kayıt	1,2 mm	$I_x : 1,30 - I_y : 0,73$
		1,5 mm	$I_x : 1,59 - I_y : 0,90$
		2 mm	$I_x : 2,03 - I_y : 1,16$
	Sürme Kanat İçİ Orta Kayıt	1,2 mm	$I_x : 1,07 - I_y : 0,90$
		1,5 mm	$I_x : 1,32 - I_y : 1,09$
		2 mm	$I_x : 1,71 - I_y : 1,37$
	Sürme Fix Profilleri	1,2 mm	$I_x : 0,54 - I_y : 0,1$
		1,5 mm	$I_x : 1,0,65 - I_y : 0,11$
		2 mm	$I_x : 0,82 - I_y : 0,14$

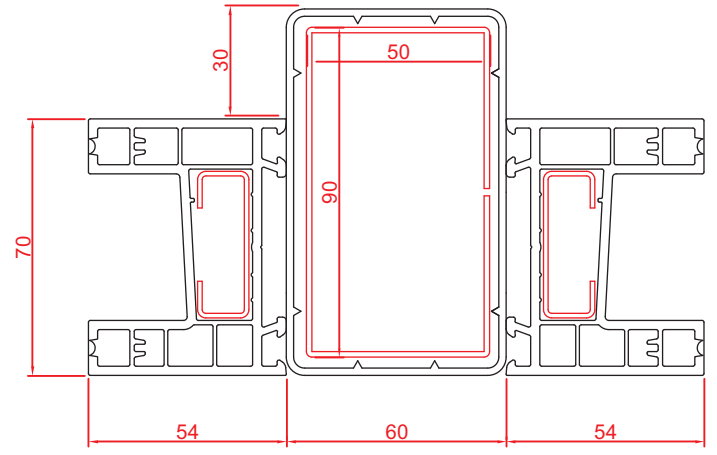
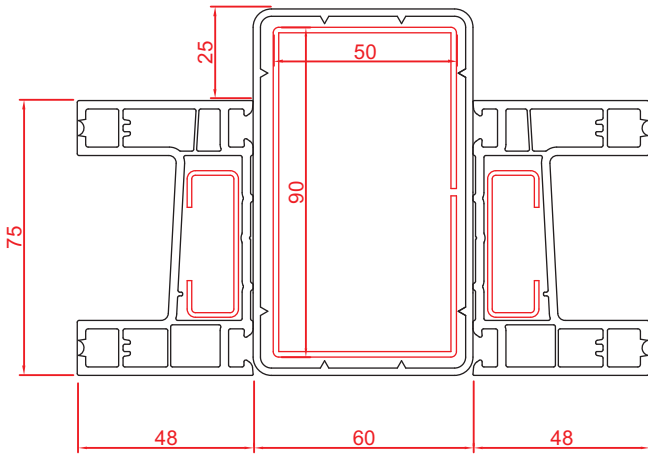
Bağ Profili Uygulamaları



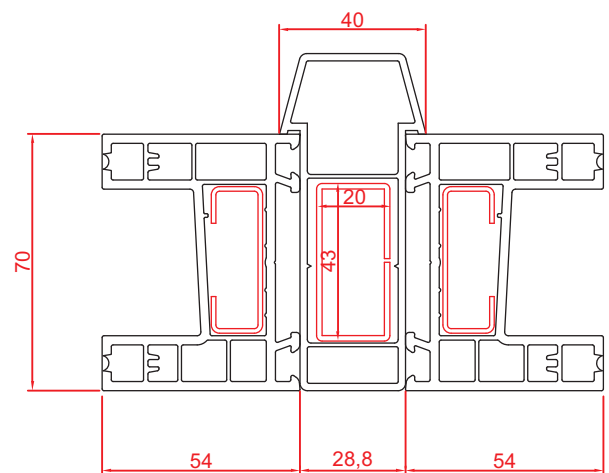
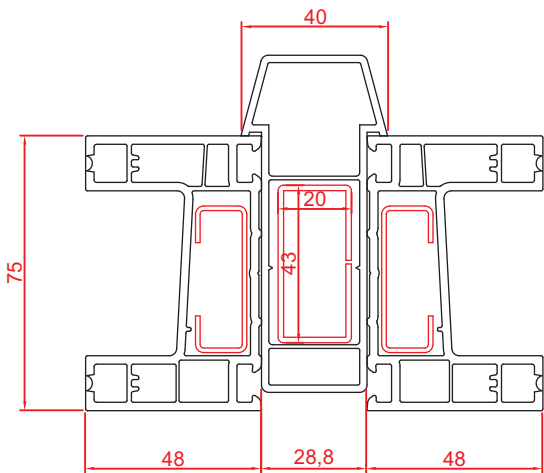
Griyaj Uygulamaları



60x100 Griyaj Uygulaması

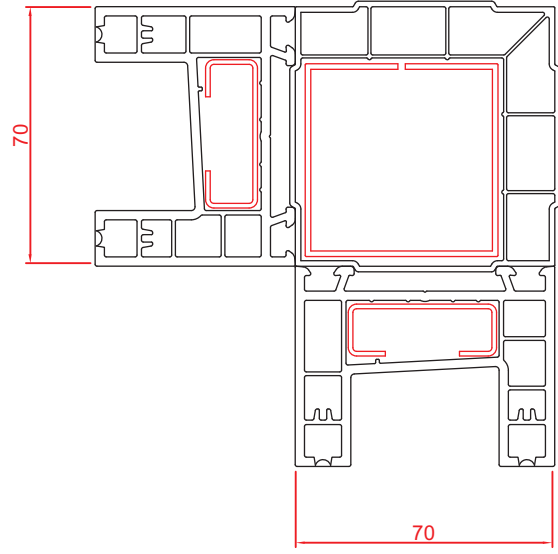
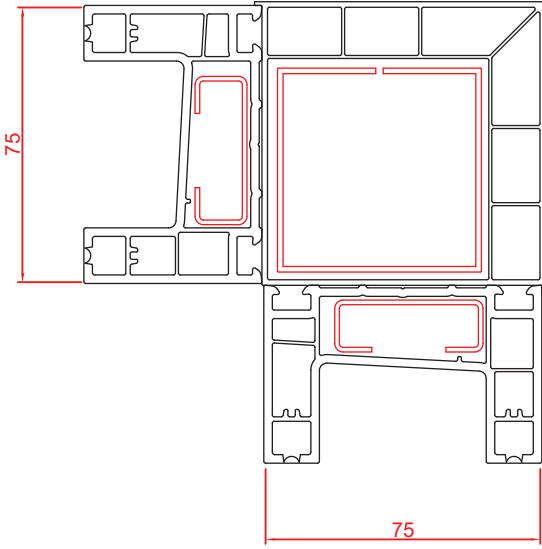
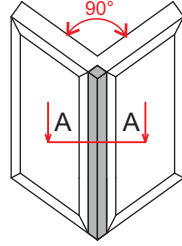


Midi Griyaj Uygulaması

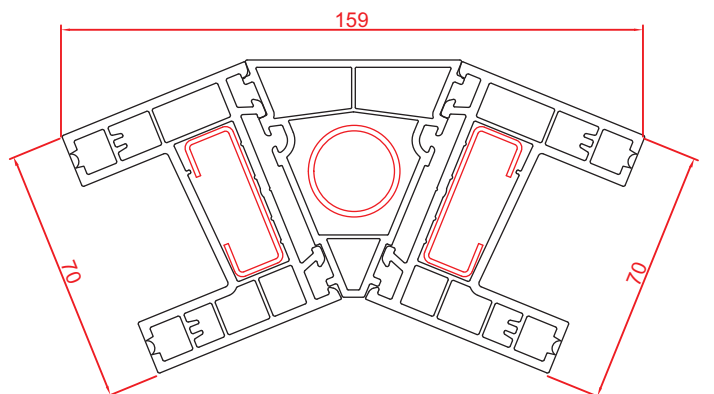
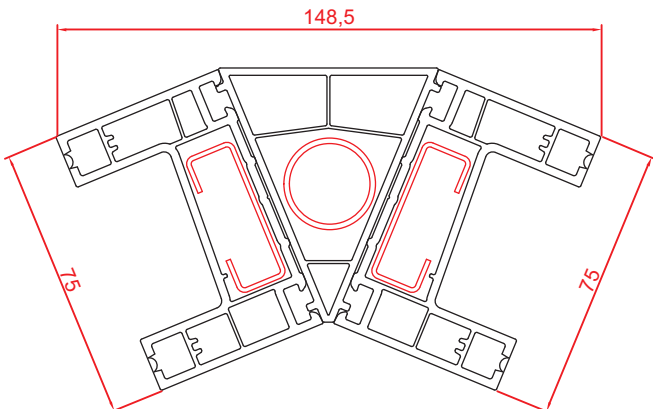
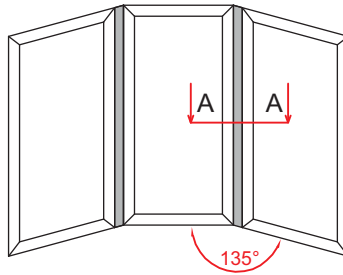


## Köşe Dönüş Uygulamaları

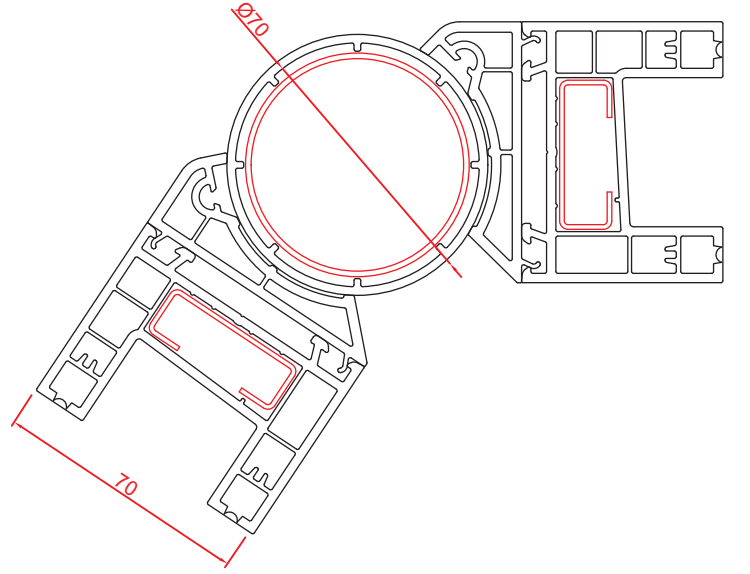
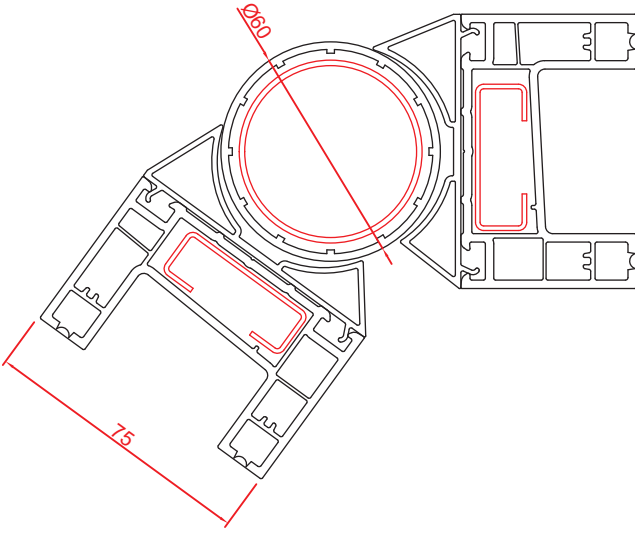
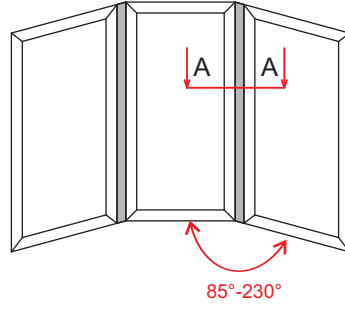
90° Köşe Dönüş Uygulaması



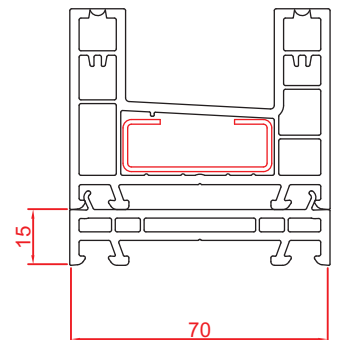
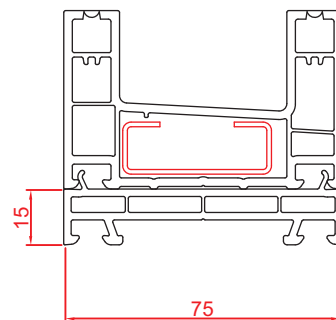
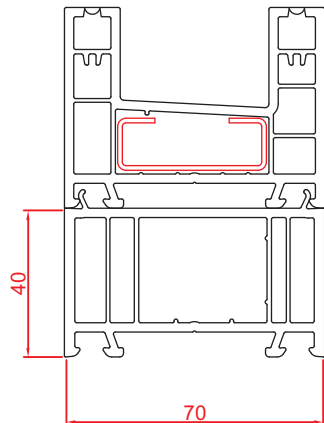
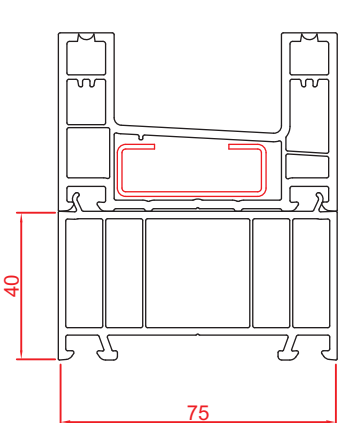
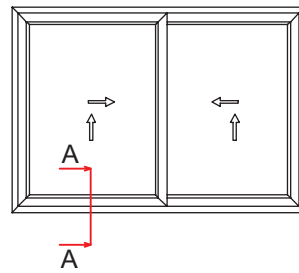
135° Açılı Dönüş Uygulaması

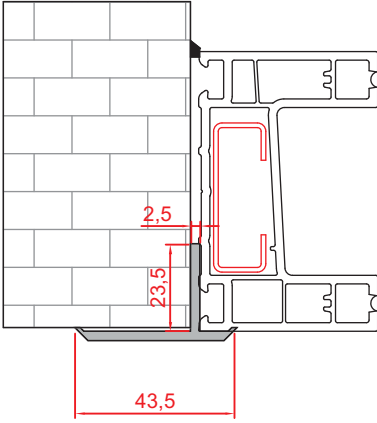


Açılı Dönüş Boru ve Adaptör Uygulaması

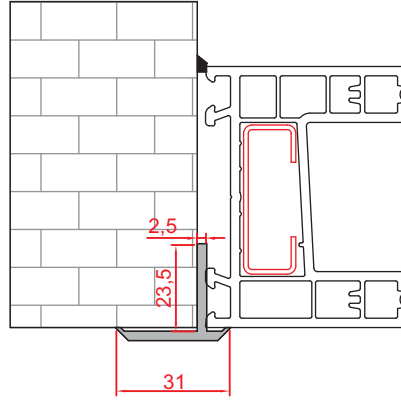


Kasa Kaldırma Uygulaması

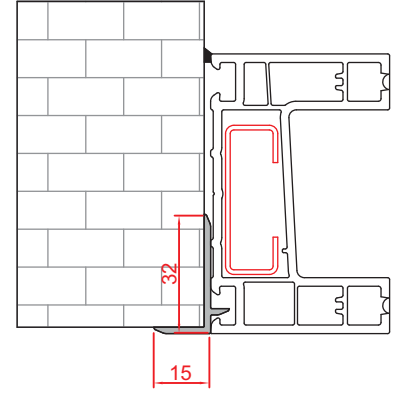




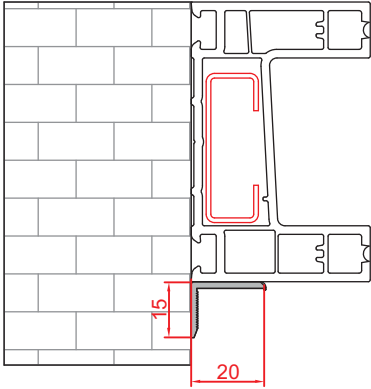
Geniş Asimetrik T Uygulaması



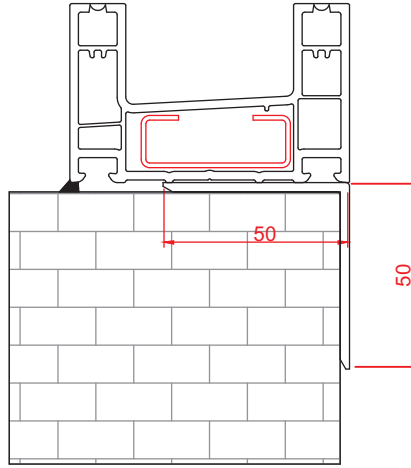
Dar Asimetrik T Uygulaması



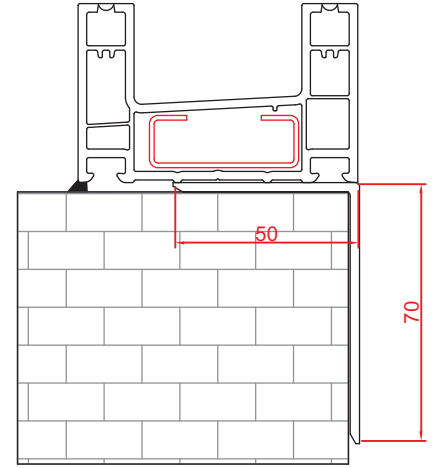
Tırnaklı T Uygulaması



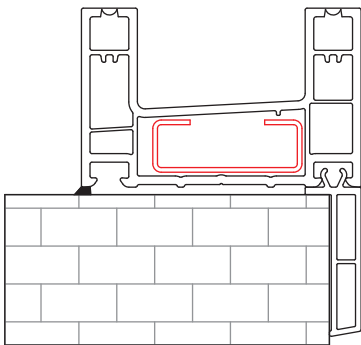
Köşebent Uygulaması



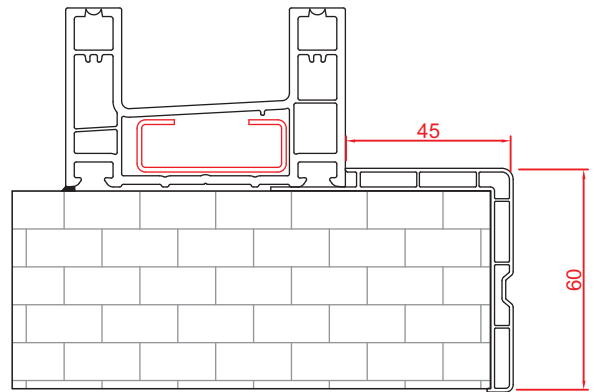
50x50 Pervaz Uygulaması



50x70 Pervaz Uygulaması



Sıfır Pervaz Uygulaması

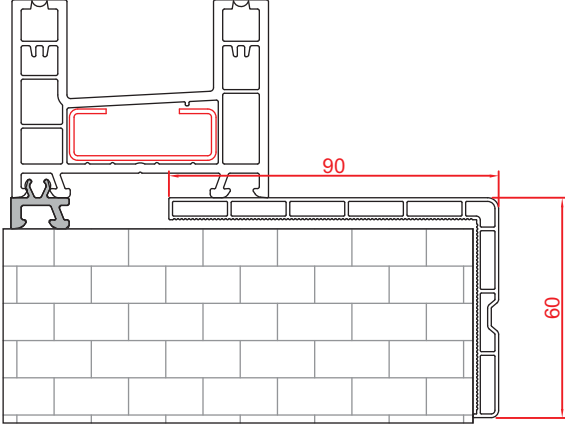


60x45 Kulaklı Pervaz Uygulaması

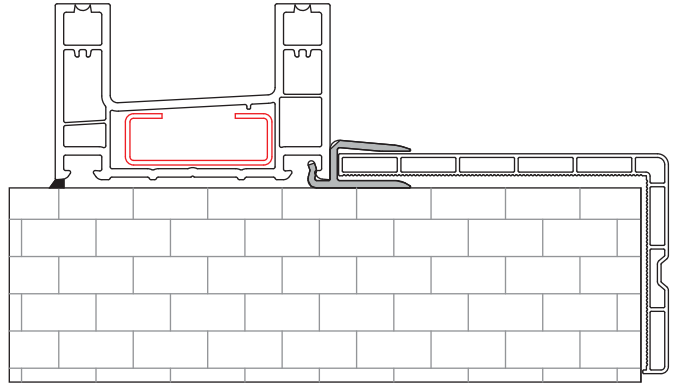


## 60 x 90 Pervaz Uygulaması

Pervaz Dayama Profili Uygulaması

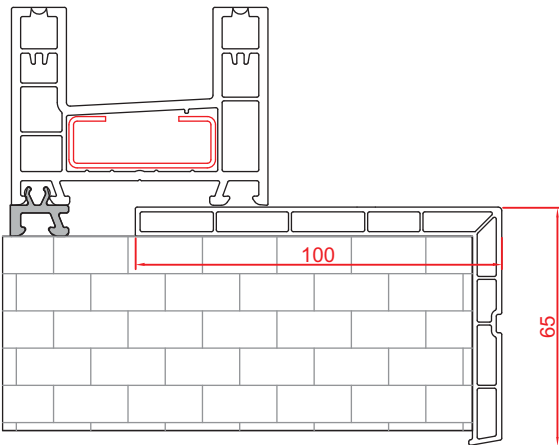


Pervaz Adaptör Profili Uygulaması

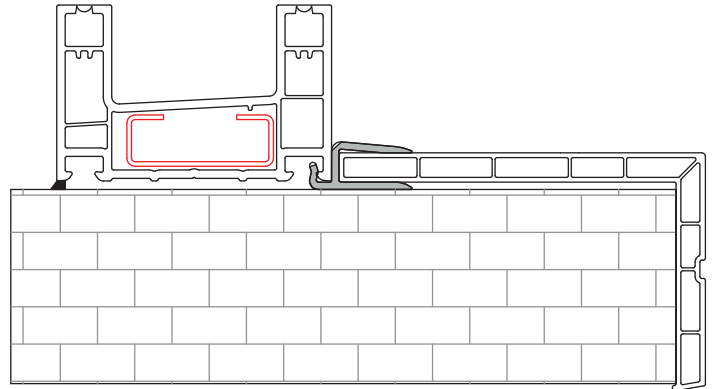


## 65 x 100 Pervaz Uygulaması

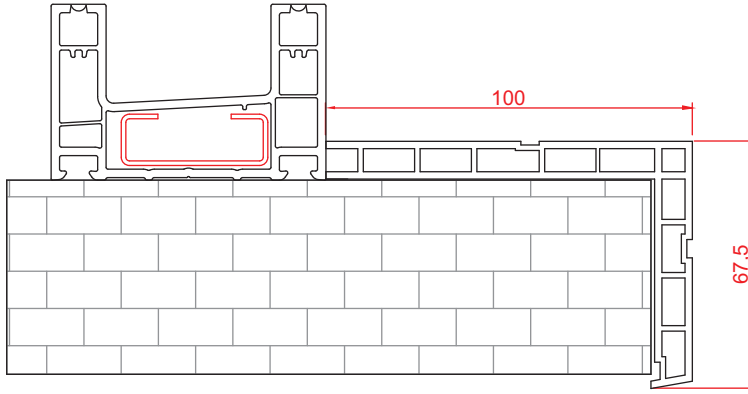
Pervaz Dayama Profili Uygulaması



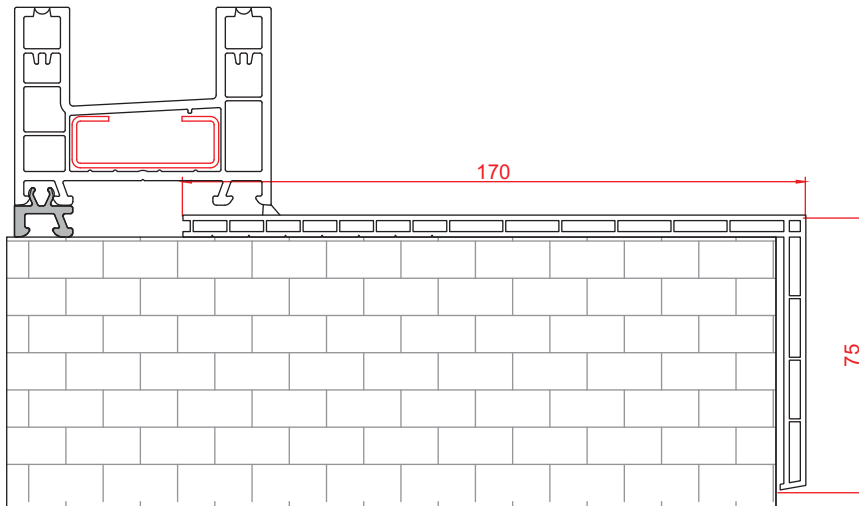
Pervaz Adaptör Profili Uygulaması



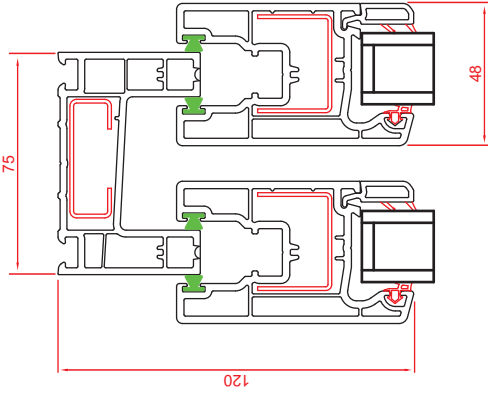
67,5 x 100 mm Pervaz Uygulaması



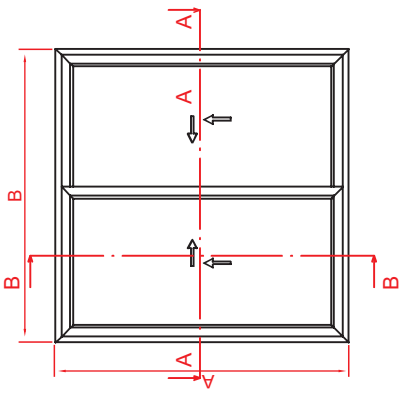
75 x 170 mm Pervaz Uygulaması



## Sürme 75 Kasa Uygulaması

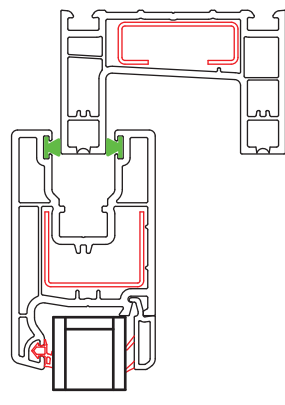
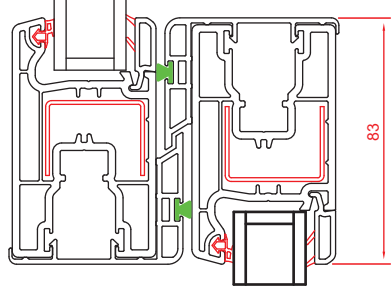
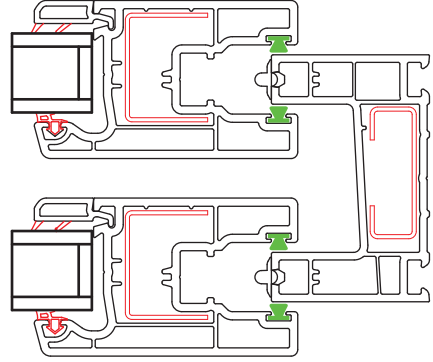


Kanat Kesim Ölçüsü	Dikey		Yatay	
	Ölçü (mm)	Ad.	Ölçü (mm)	Ad.
A-74	A-74	4	(B/2)+5	4

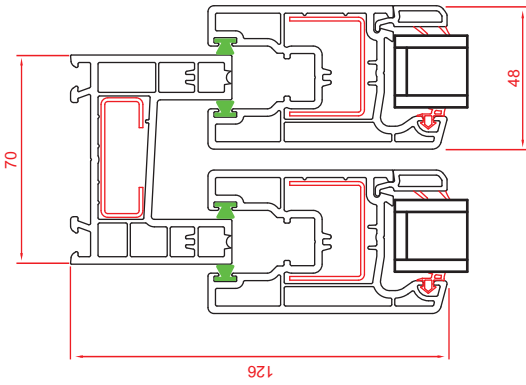


B-B

A-A

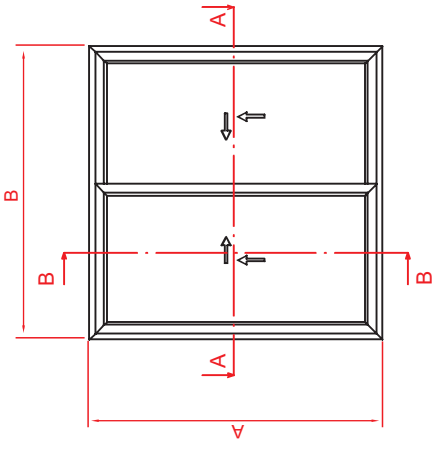


## SÜRME SİSTEMLERİ 70-75

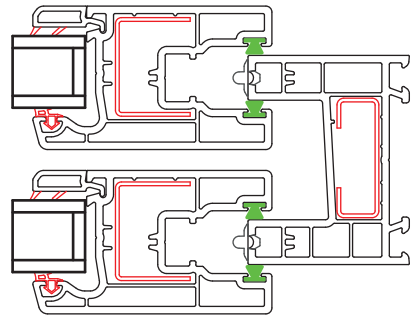


## Sürme 70 Kasa Uygulaması

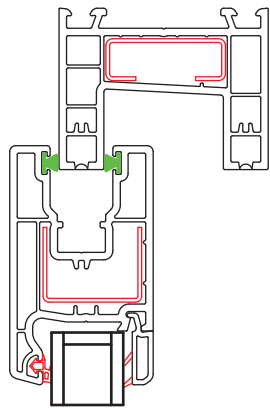
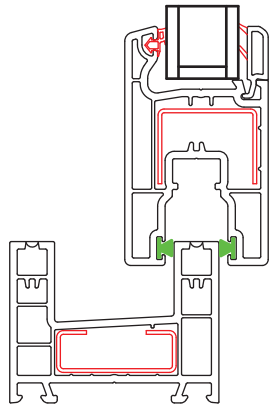
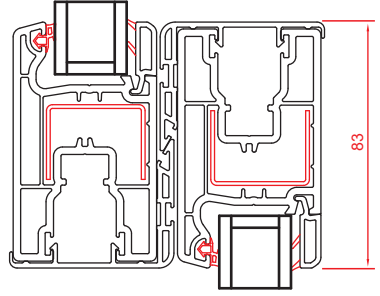
Kanat Kesim Ölçüsü	Dikey		Yatay	
	Ölçü (mm)	Ad.	Ölçü (mm)	Ad.
A-86	4	4	B/2	4



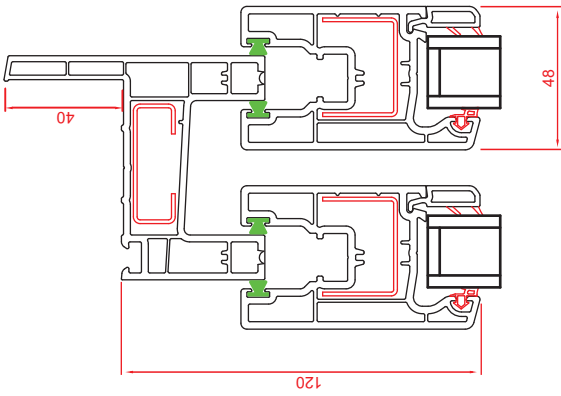
## B-B



## A-A

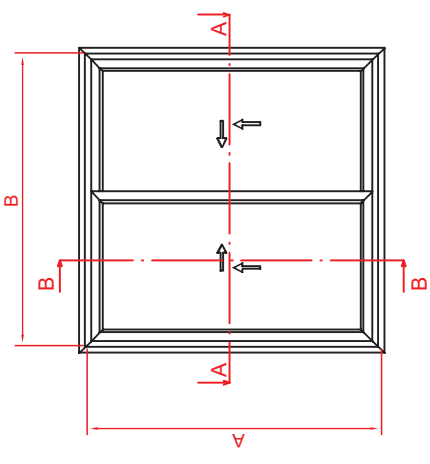


## Pencere Kesitleri



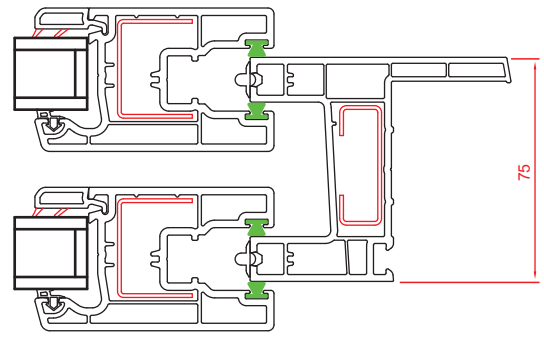
Sürme 75 Pervazlı Kasa Uygulaması

Kanat Kesim Ölçüsü	Dikey		Yatay	
	Ölçü (mm)	Ad.	Ölçü (mm)	Ad.
A-74	A-74	4	(B/2)+5	4

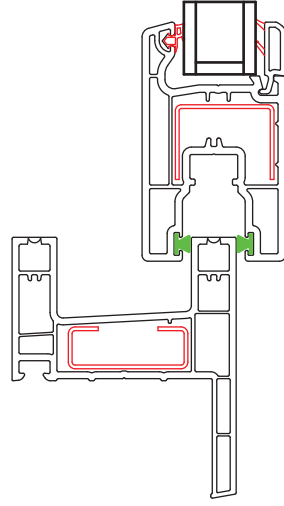
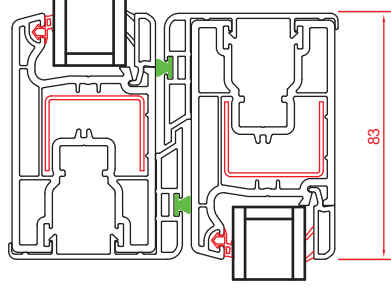


B-B

A ve B ölçüleri, pervaz hariç, kasanın dıştan dışa ölçüleridir.

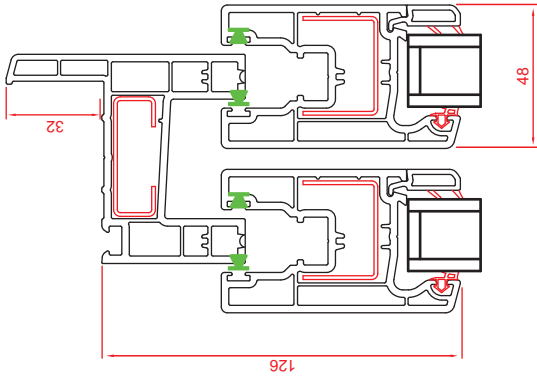


A-A



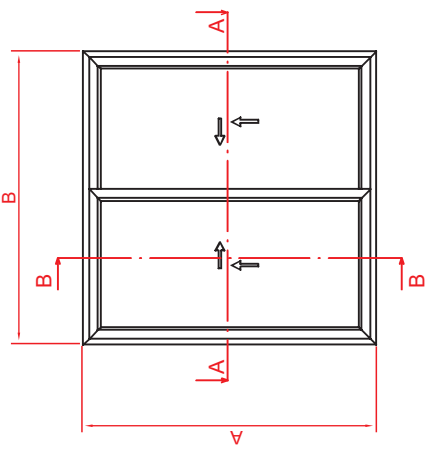
## SÜRME SİSTEMLERİ 70-75

## Pencere Kesitleri



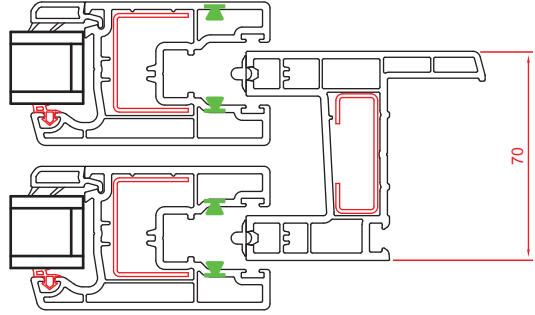
## Sürme 70 Pervazlı Kasa Uygulaması

Kanat Kesim Ölçüsü	Dikey		Yatay	
	Ölçü (mm)	Ad.	Ölçü (mm)	Ad.
A-74	A-74	4	(B/2)+5	4

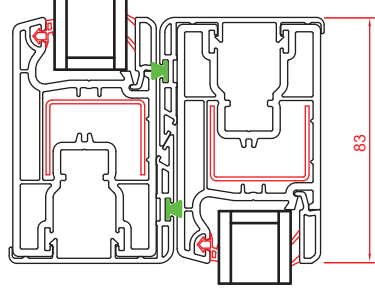
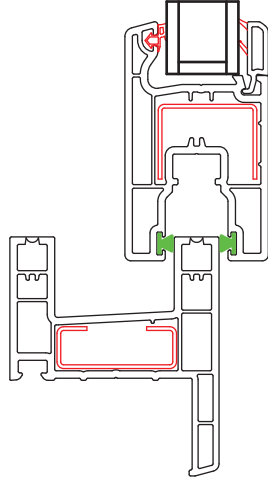


B-B

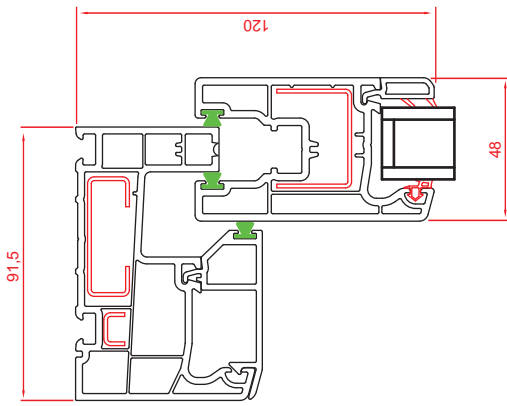
A ve B ölçüleri, pervaz hariç, kasanın dıştan dış ölçüleridir.



A-A

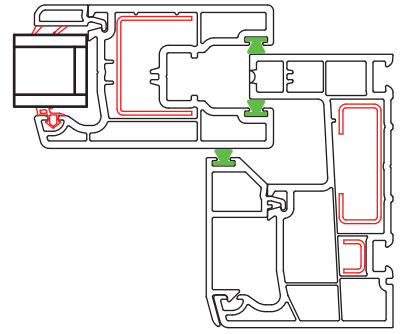
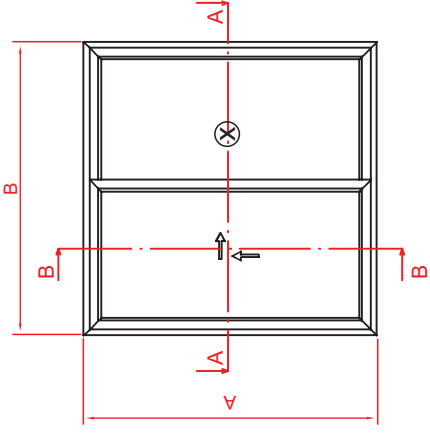
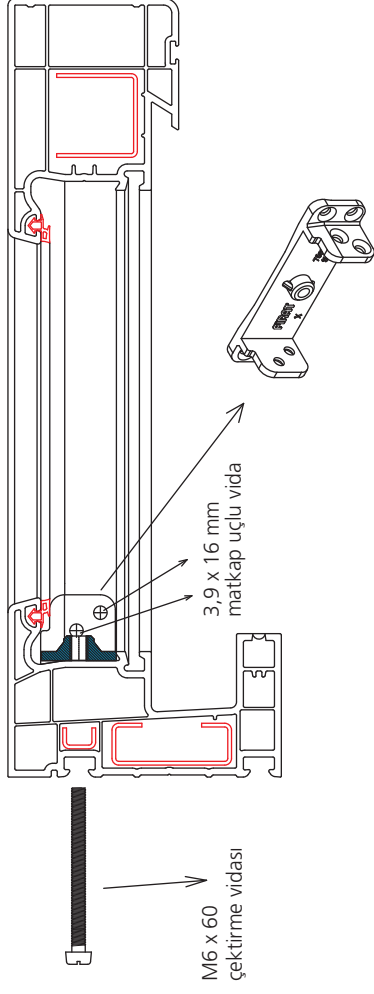


## Sürme 75 Kayıtlı Kasa Uygulaması

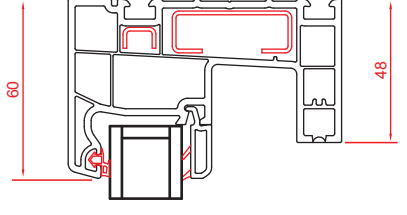
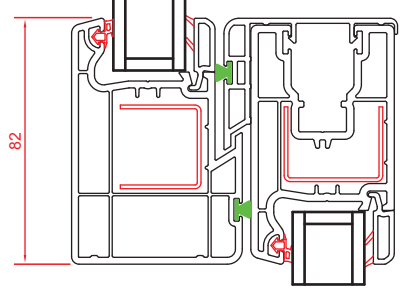


B-B

Kanat Kesim Ölçüsü	Dikey		Yatay	
	Ölçü (mm)	Ad.	Ölçü (mm)	Ad.
A-74	2	2	(B/2)+5	2



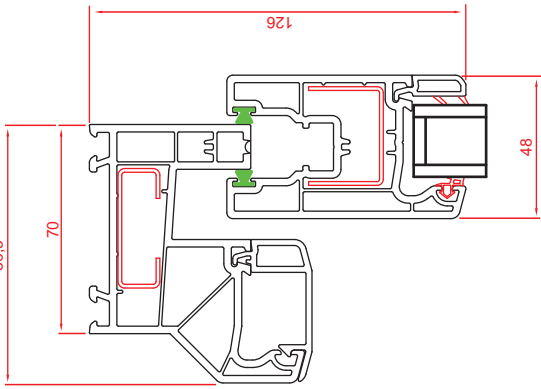
A-A



## SÜRME SİSTEMLERİ 70-75

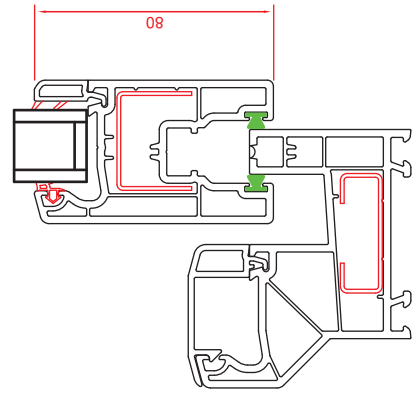
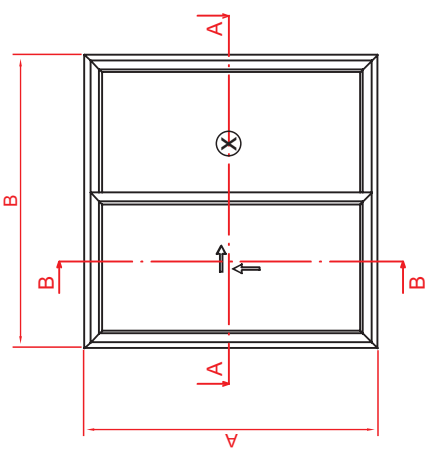
## Pencere Kesitleri

## Sürme 70 Kayıtlı Kasa Uygulaması

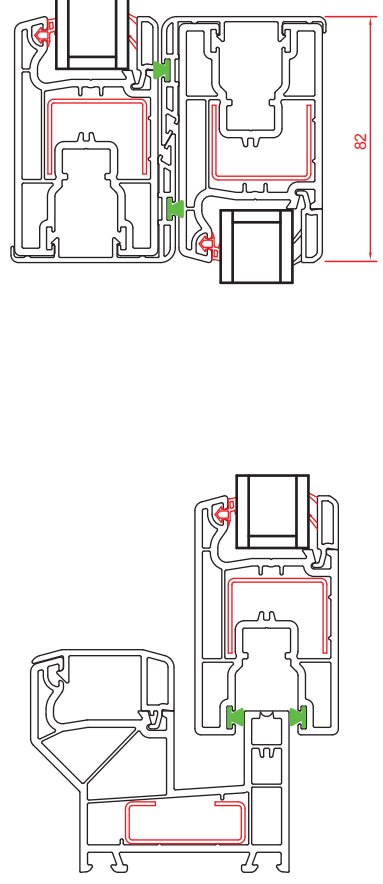


B-B

Kanat Kesim Ölçüsü	Dikey		Yatay	
	Ölçü (mm)	Ad.	Ölçü (mm)	Ad.
A-86	2	2	B/2	2

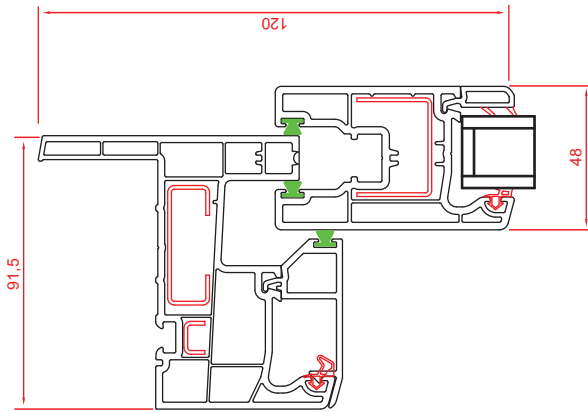


A-A

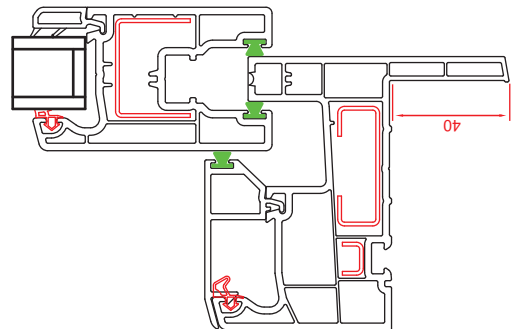




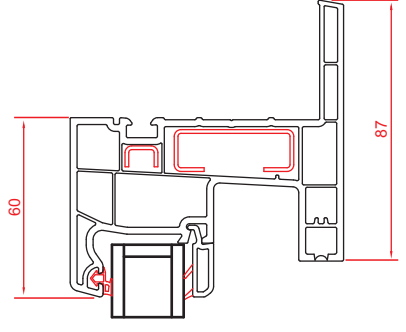
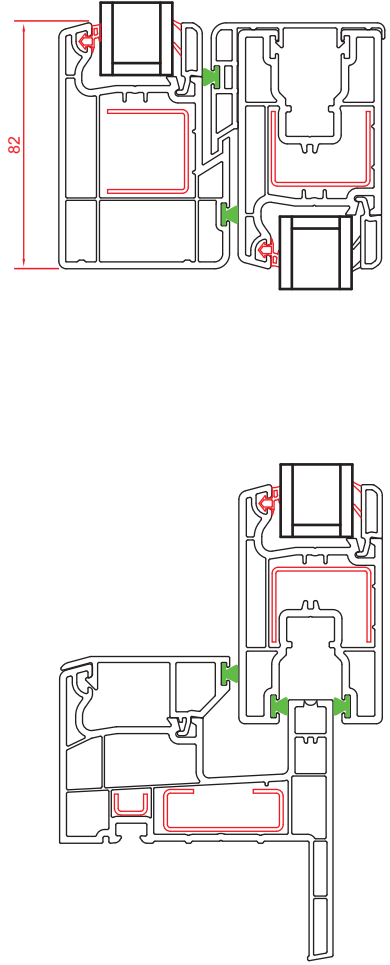
## SÜRME SİSTEMLERİ 70-75



B-B



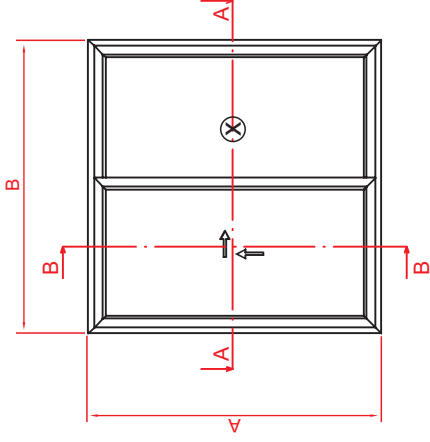
A-A



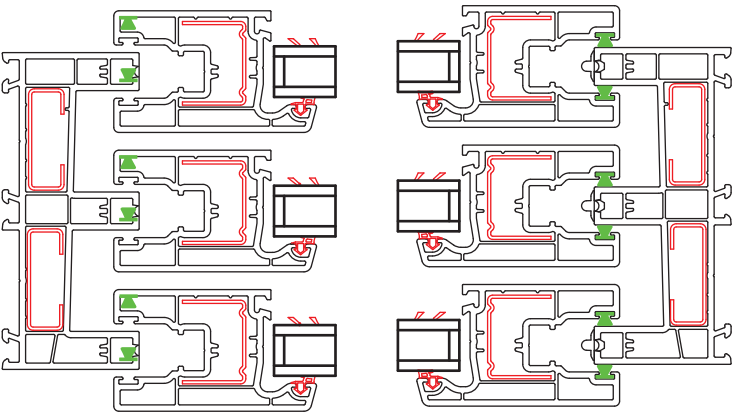
## Pencere Kesitleri

### Sürme 75 Pervazlı Kayıtlı Kasa Uygulaması

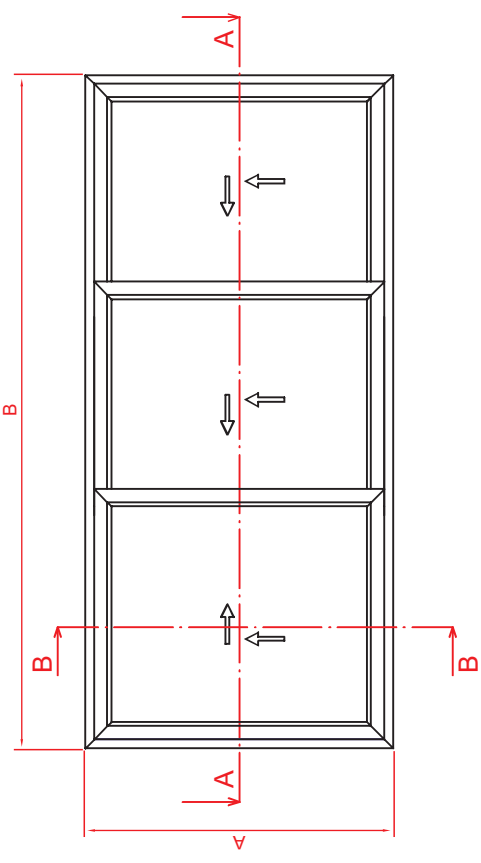
Kanat Kesim Ölçüsü	Dikey		Yatay	
	Ölçü (mm)	Ad.	Ölçü (mm)	Ad.
A-74	A-74	2	(B/2)+5	2



A ve B ölçüleri, pervaz haric, kasanın dıştan dış ölçüleridir.



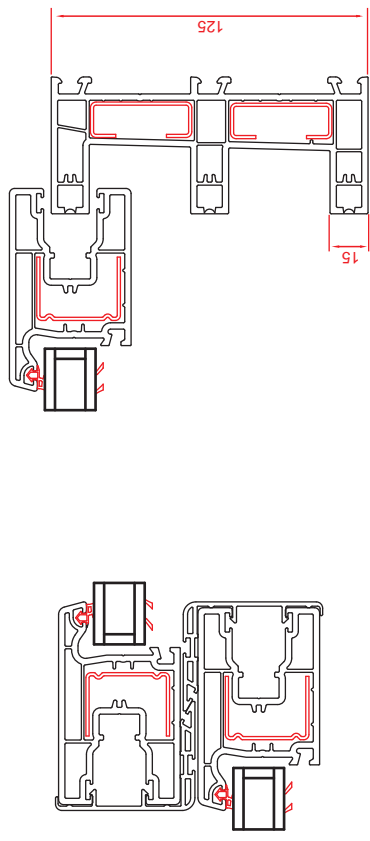
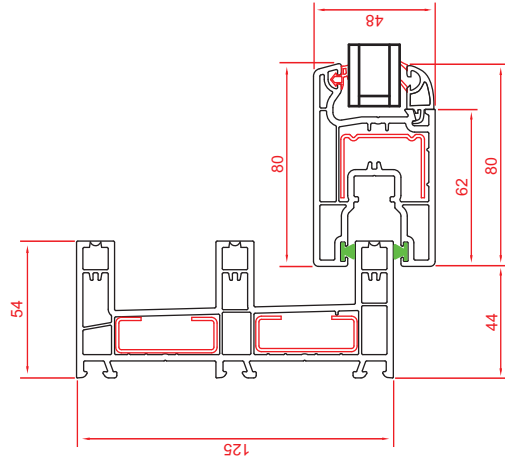
## Üçlü Sürme Uygulaması

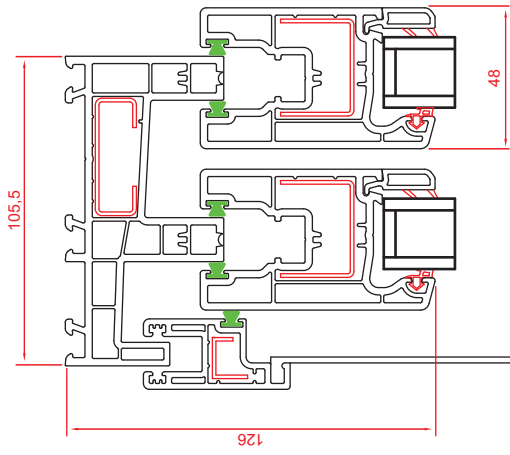


B-B

Kanat Kesim Ölçüsü	Dikey		Yatay	
	Ölçü (mm)	Ad.	Ölçü (mm)	Ad.
A-86	A-86	2	(B/3)+28	6

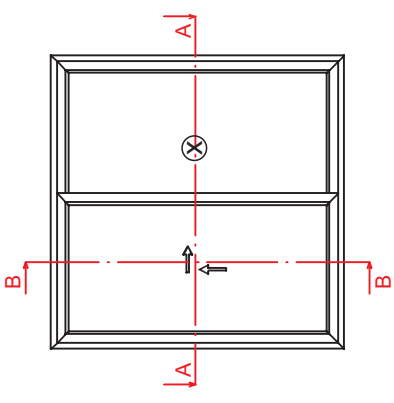
A-A



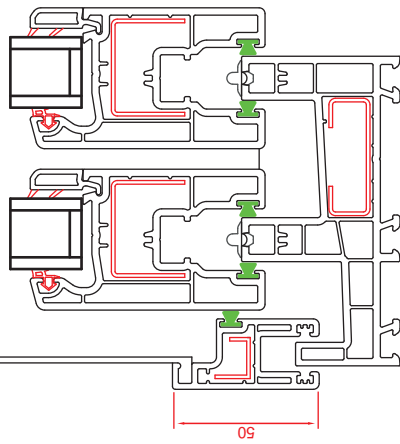


## Sürme Sineklikli Kasa Uygulaması

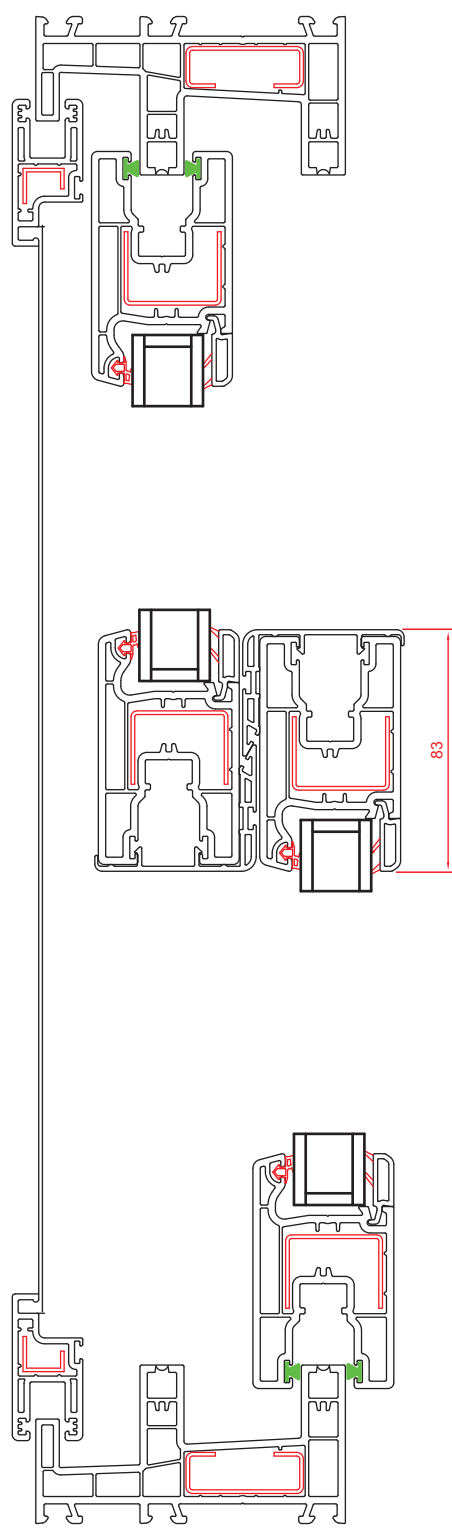
Kanat Kesim Ölçüsü	Dikey		Yatay	
	Ölçü (mm)	Ad.	Ölçü (mm)	Ad.
A-86	4	4	B/2	4



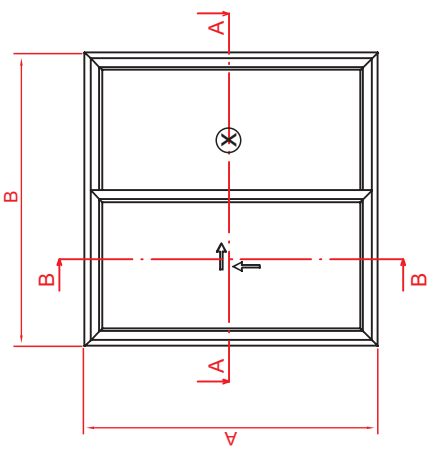
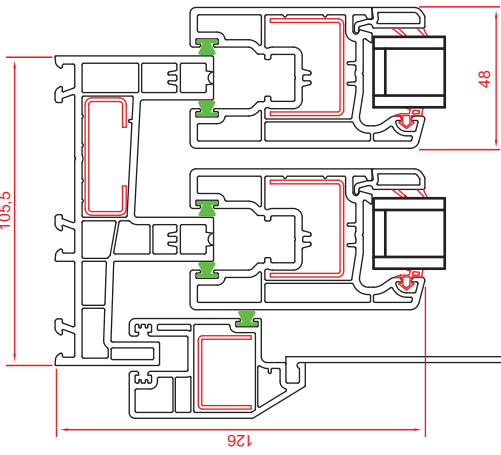
B-B



A-A

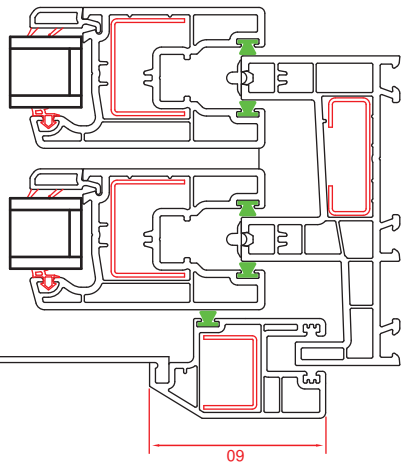


## Sürme Büyük Sineklik Kanat ve Sineklik Orta Kayıt Uygulaması

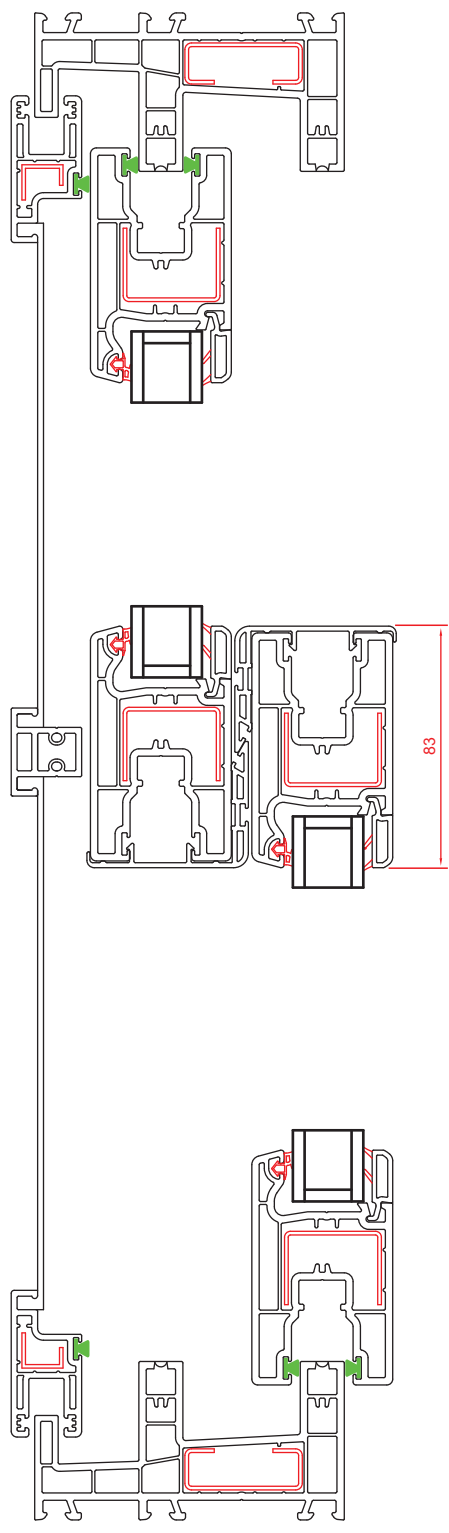


Kanat Kesim Ölçüsü	Dikey		Yatay	
	Ölçü (mm)	Ad.	Ölçü (mm)	Ad.
A-86	A-86	4	B/2	4

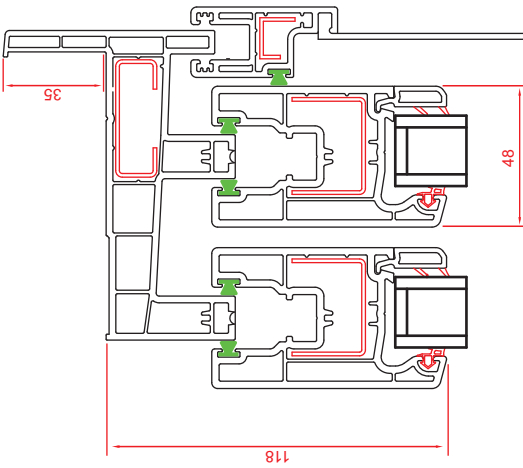
B-B



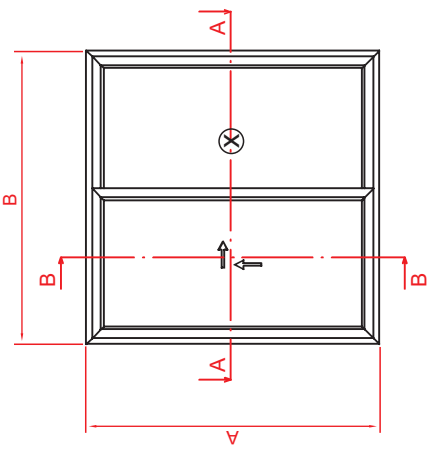
A-A



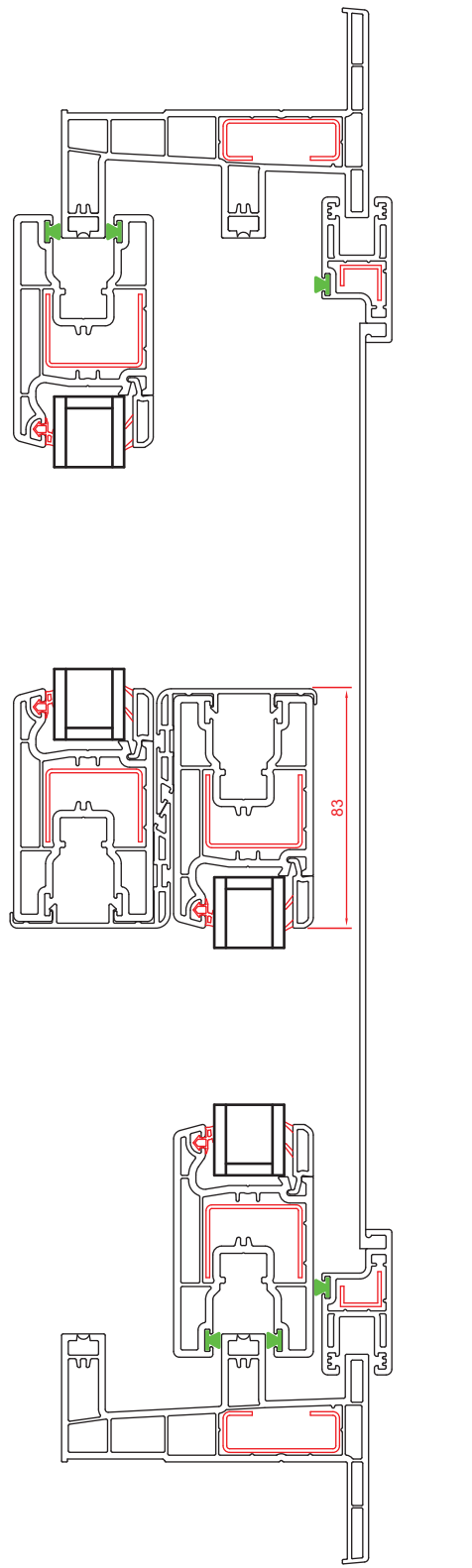
## İçten Sineklikli Sürme Pervazlı Kasa Uygulaması

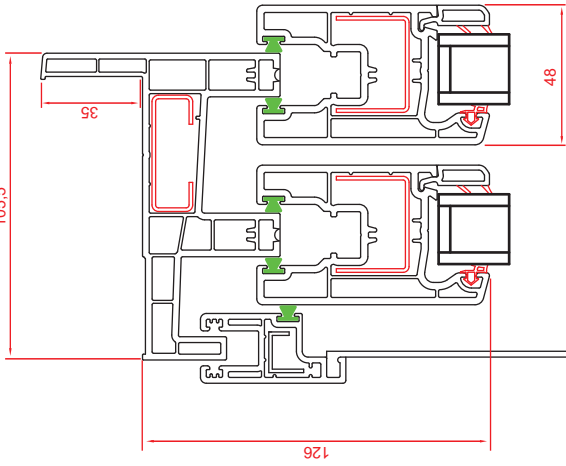


Kanat Kesim Ölçüsü	Dikey		Yatay	
	Ölçü (mm)	Ad.	Ölçü (mm)	Ad.
A-66	A-66	4	(B/2)+8	4



A ve B ölçüleri, pervaz hariç, kasanın dıştan dış ölçüleridir.

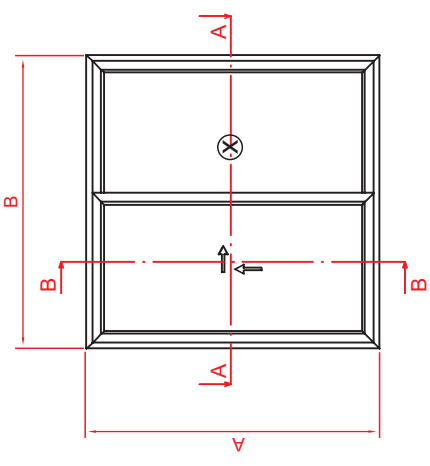




B-B

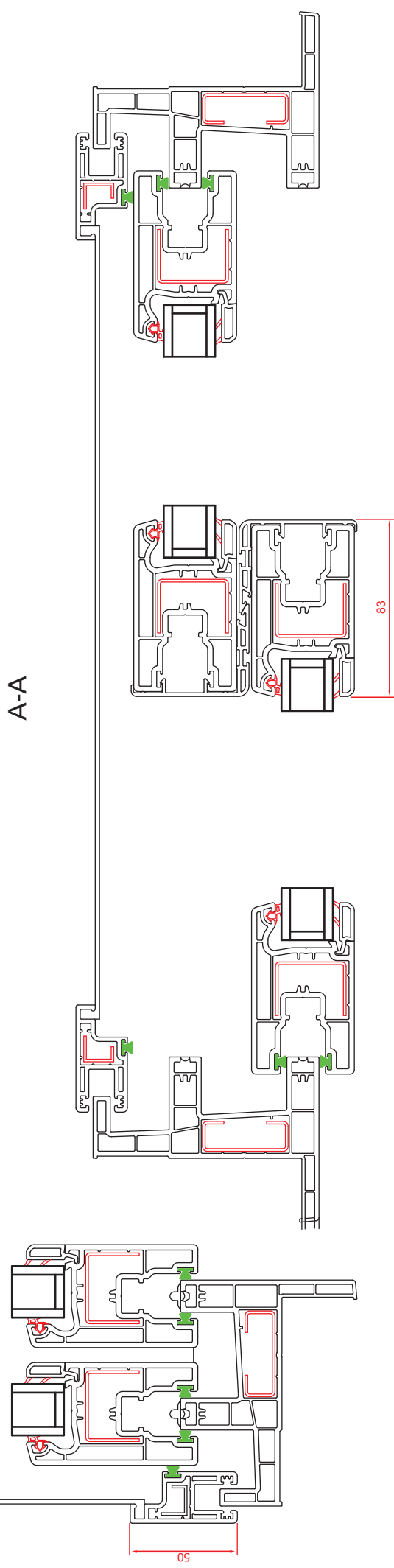
## Dıştan Sineklikli Sürme Pervazlı Kasa Uygulaması

Kanat Kesim Ölçüsü	Dikey		Yatay	
	Ölçü (mm)	Ad.	Ölçü (mm)	Ad.
A-72	A-72	4	(B/2)+6	4

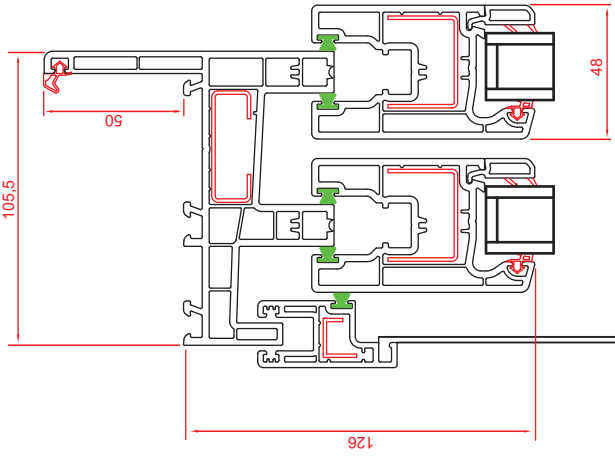


A ve B ölçüleri, pervaz hariç, kasanın dıştan dış ölçüleridir.

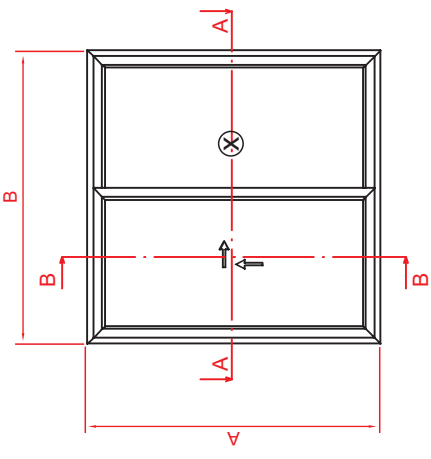
A-A



## 50 mm Dıştan Sineklikli Sürme Pervazlı Kasa Uygulaması



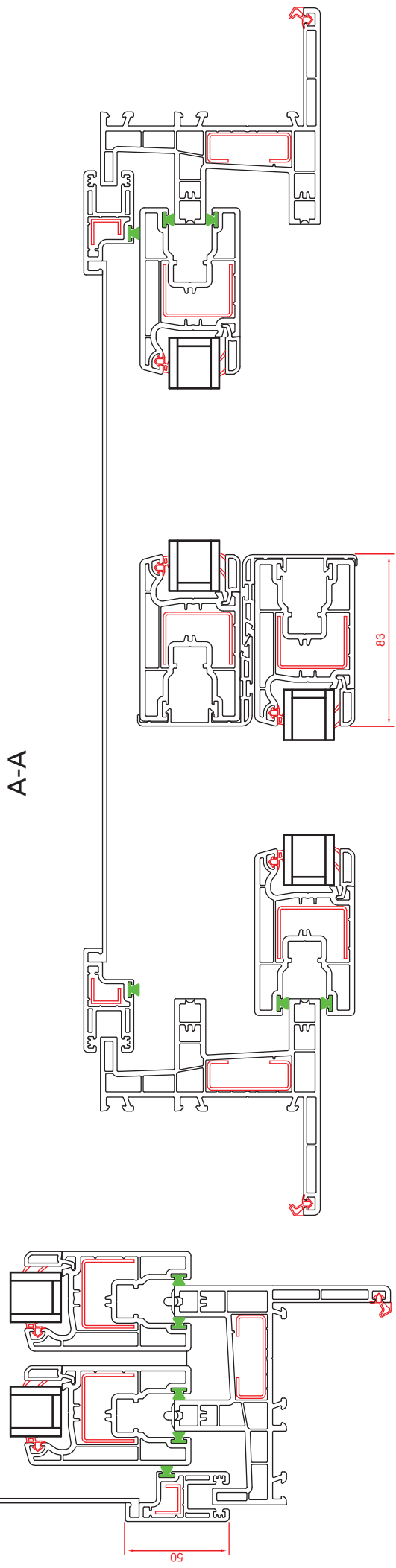
Kanat Kesim Ölçüsü	Dikey		Yatay	
	Ölçü (mm)	Ad.	Ölçü (mm)	Ad.
A-86	A-86	4	(B/2)	4



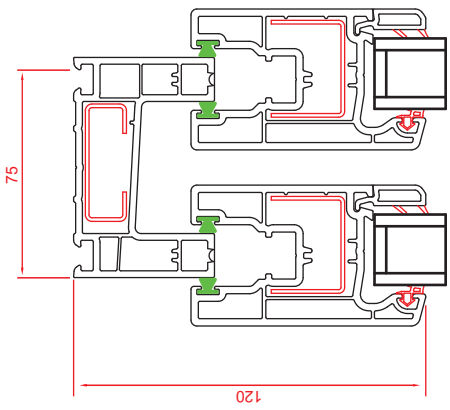
B-B

A ve B ölçüleri, pervaz haric, kasanın dıştan dış ölçüleridir.

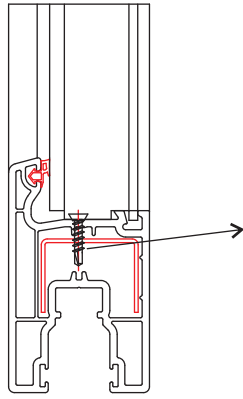
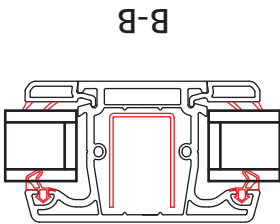
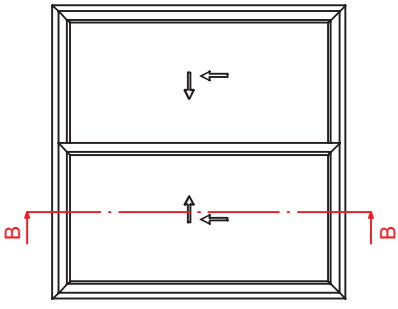
A-A



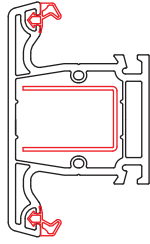
## SÜRME SİSTEMLERİ 70-75



## Kanat İçi Orta Kayıt Uygulaması



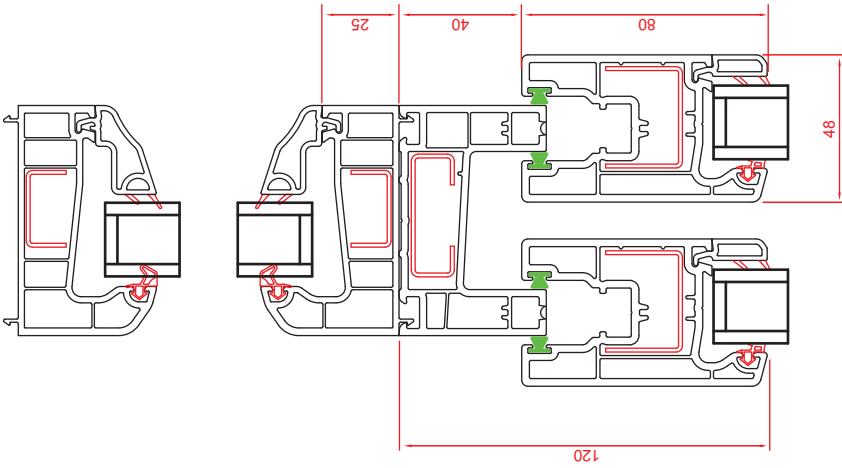
3,9 x 22 mm matkap uçlu vida



## Pencere Kesitleri

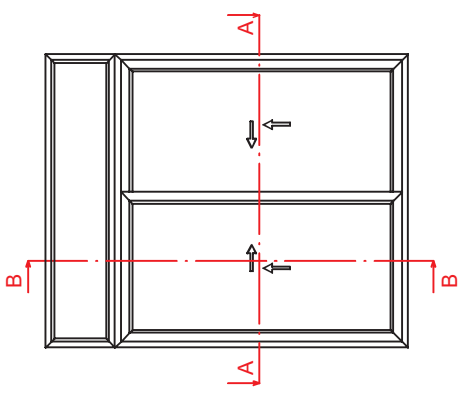
Kanat içi orta kayıt içerisinde bulunan vida delikleri sayesinde bağlantı takozu kullanılmadan kanat ile birleştirilmesi sağlanabilir.



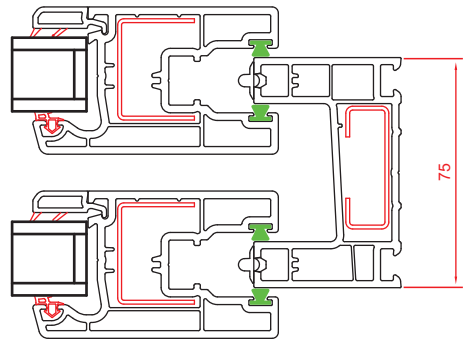
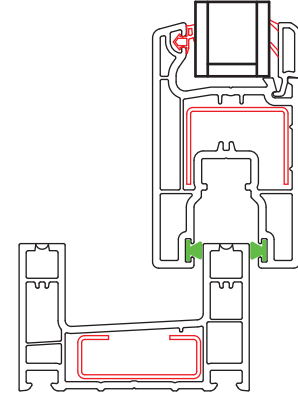
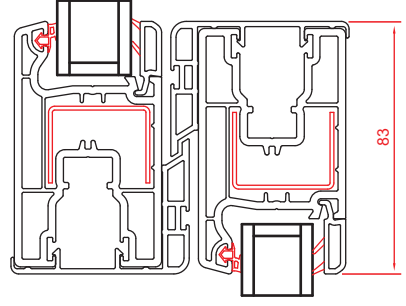


B-B

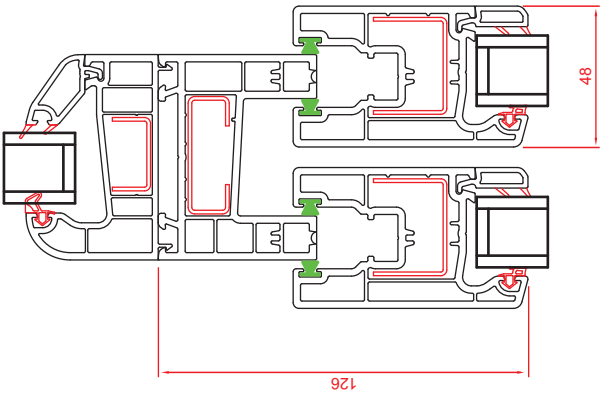
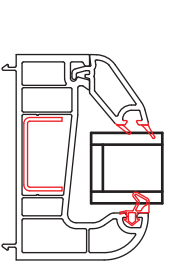
75 Sürme Fix Uygulaması



A-A

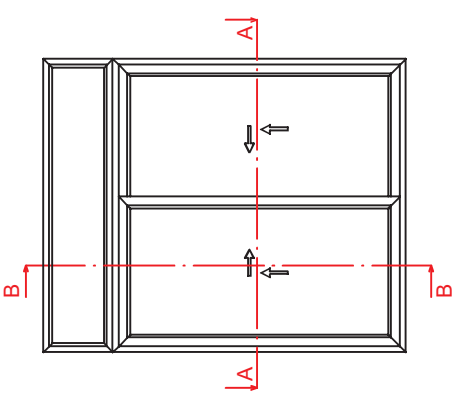


## SÜRME SİSTEMLERİ 70-75

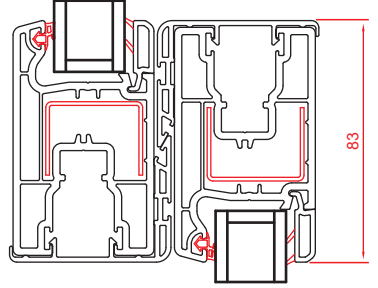
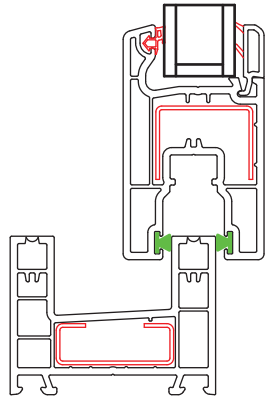
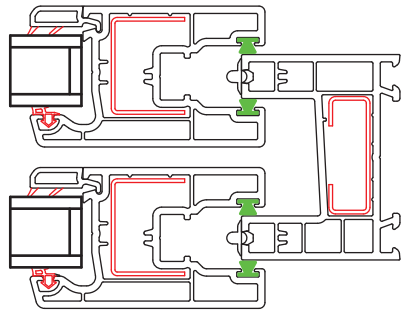


B-B

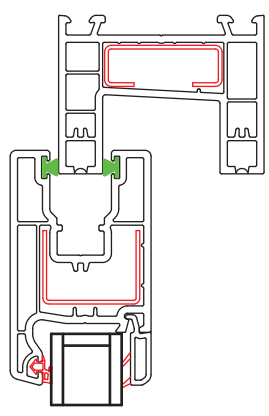
## 70 Sürme Fix Uygulaması



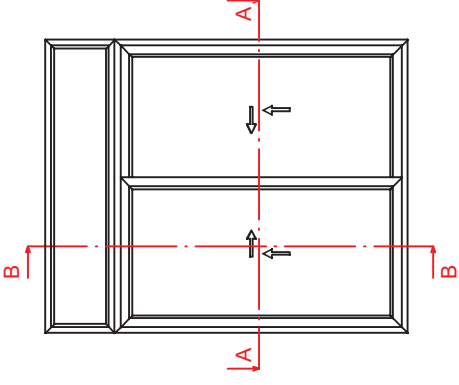
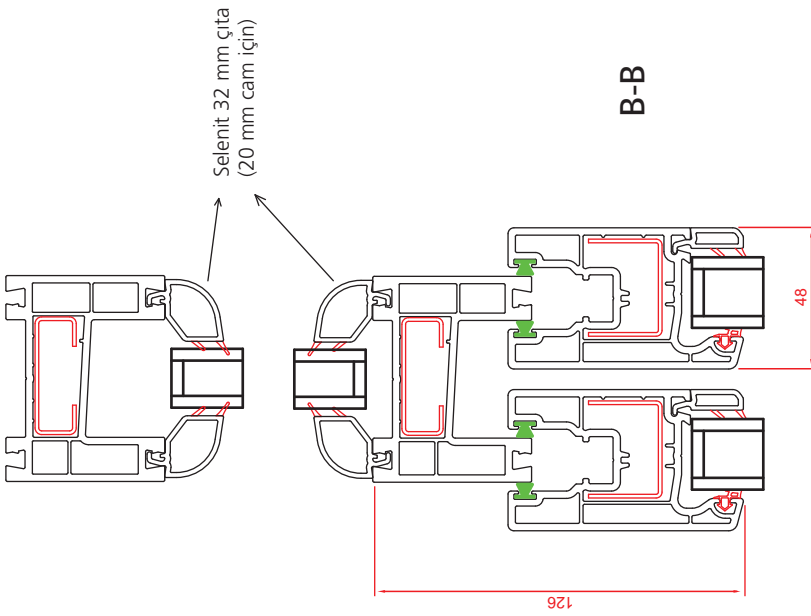
A-A



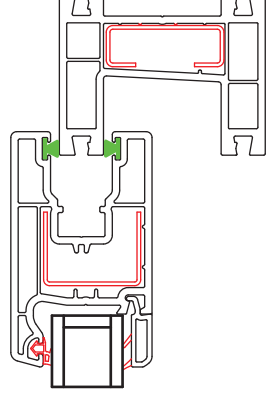
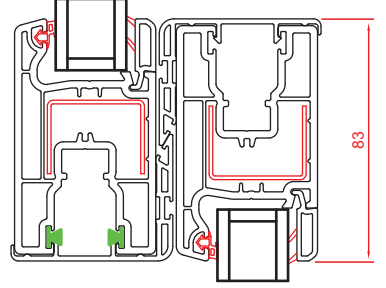
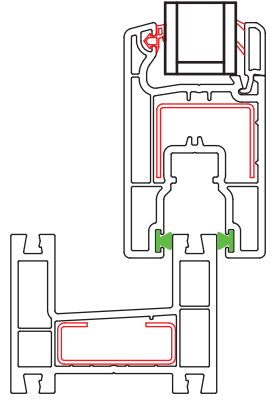
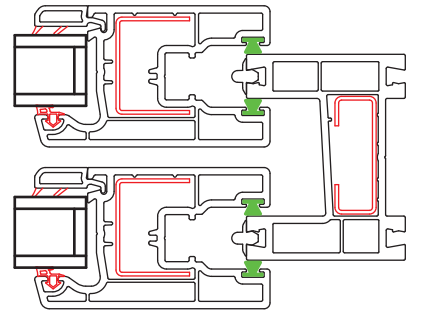
## Pencere Kesitleri



Sürme 70 Kasalı Orta Kayıt Uygulaması



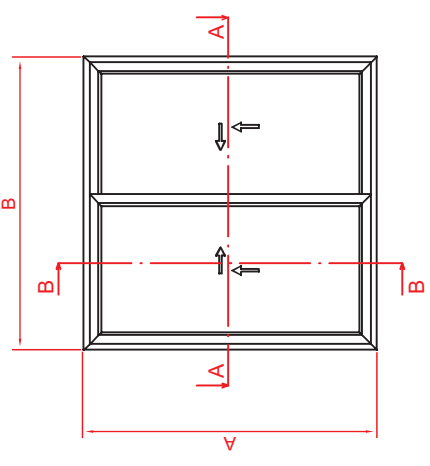
A-A



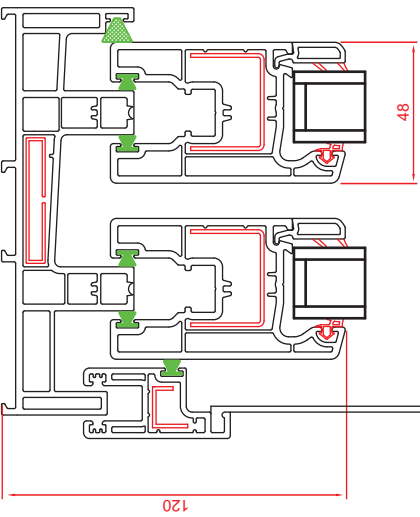
## SÜRME SİSTEMLERİ 70-75

## Pencere Kesitleri

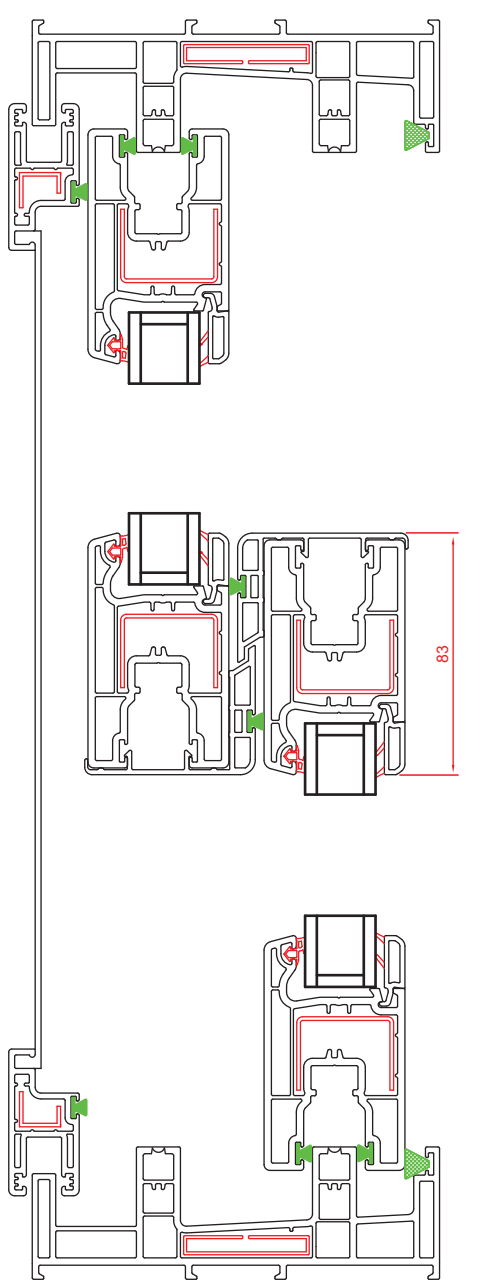
## Sürme 75 Yalıtımlı Kasa Uygulaması



Kanat Kesim Ölçüsü	Dikey		Yatay	
	Ölçü (mm)	Ad.	Ölçü (mm)	Ad.
A-68	4	4	$(B/2)+8$	4

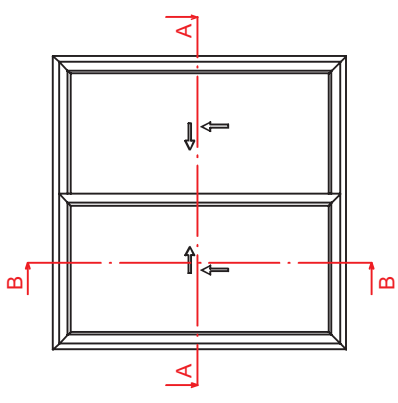
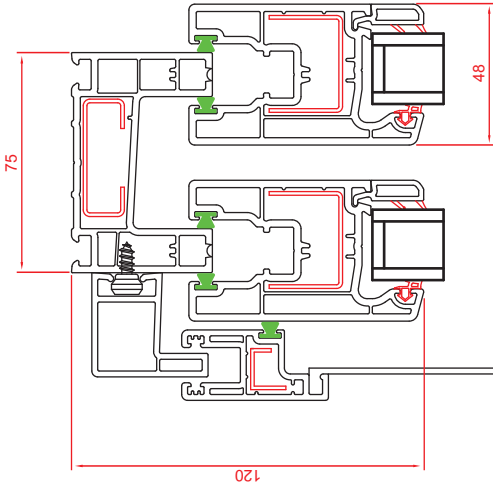


B-B

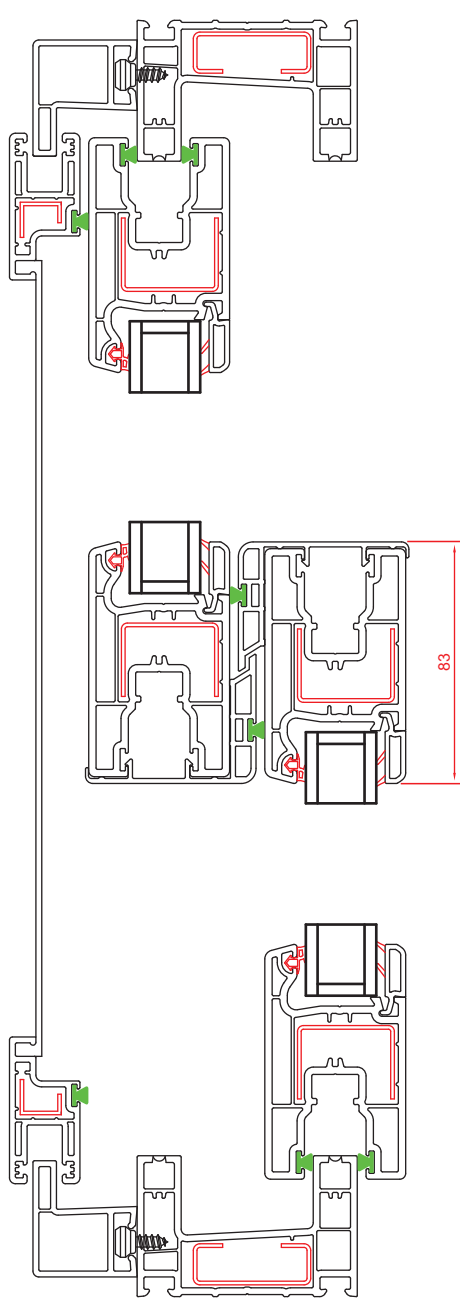
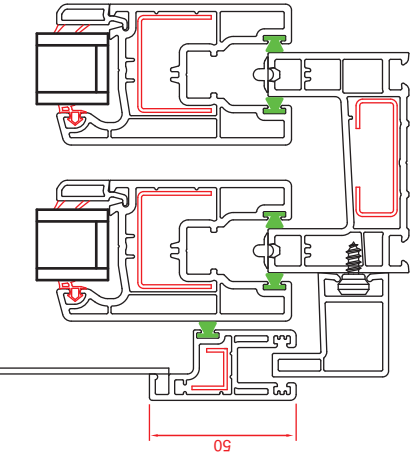


A-A

Sineklik Kasa Uygulaması

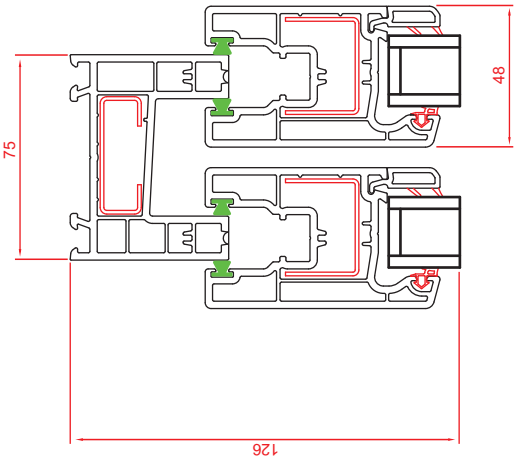


B-B

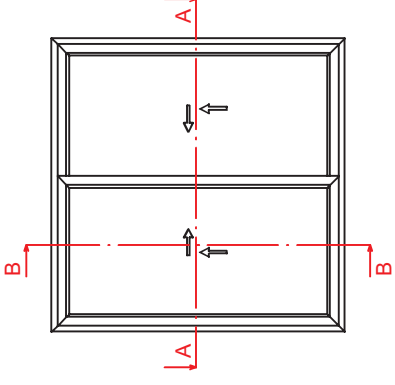


## SÜRME SİSTEMLERİ 70-75

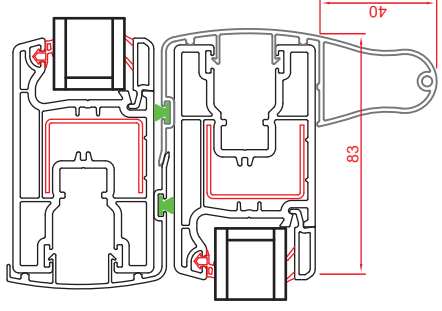
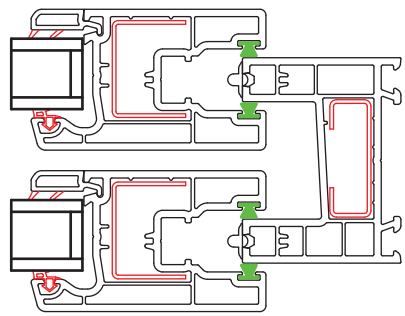
### Sürme 70 Alüminyum Kanat Kapama Uygulaması



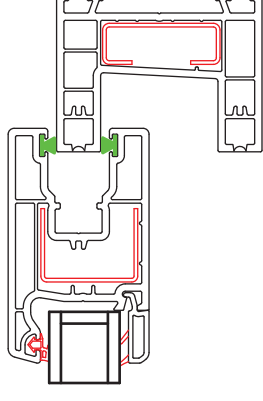
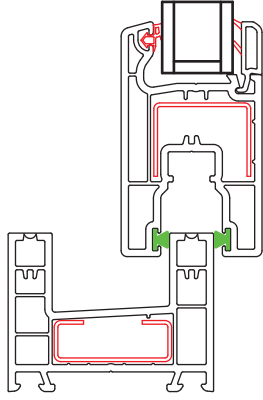
B-B



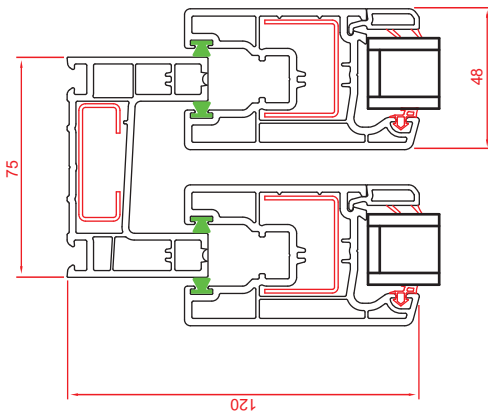
## Pencere Kesitleri



A-A

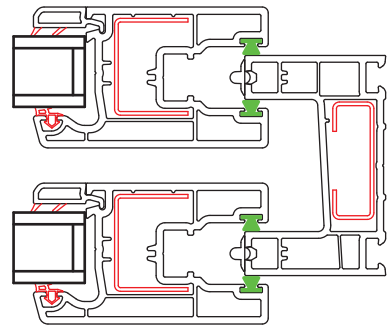


## SÜRME SİSTEMLERİ 70-75

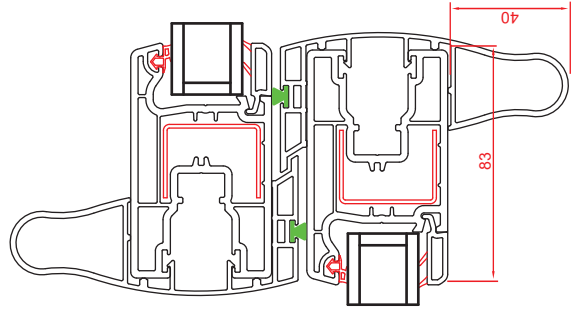


## Sürme 75 Alüminyum Kanat Kapama Uygulaması

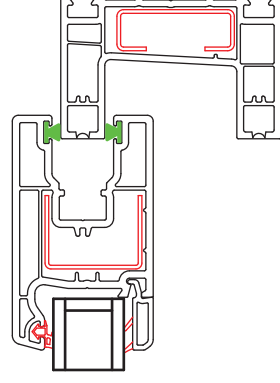
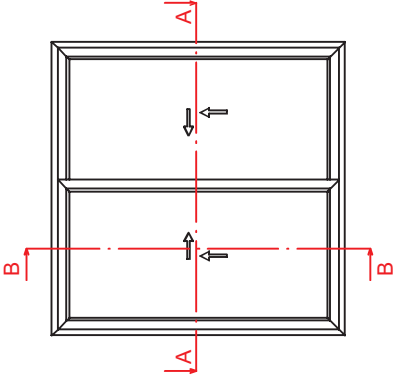
B-B



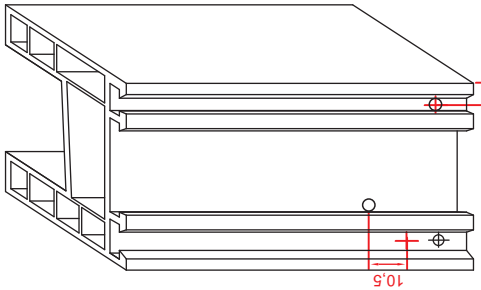
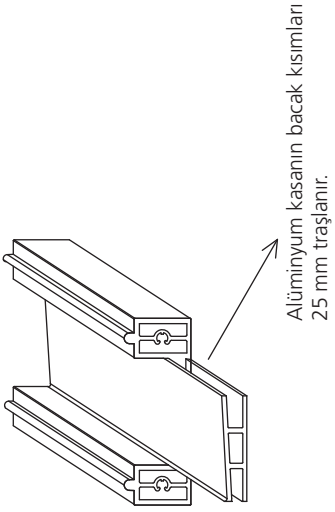
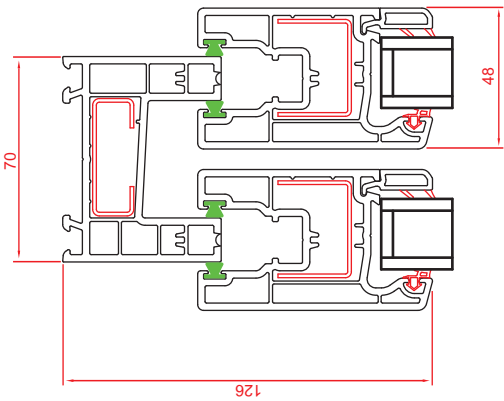
A-A



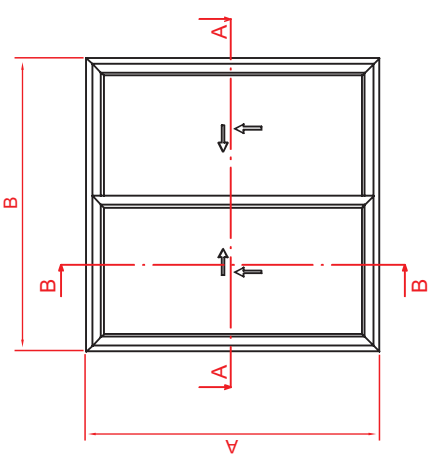
## Pencere Kesitleri



## Sürme 7o Alüminyum Kasa Uygulaması



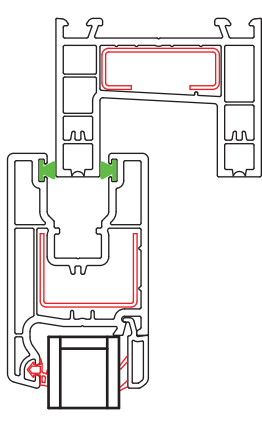
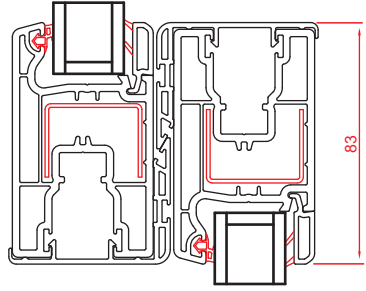
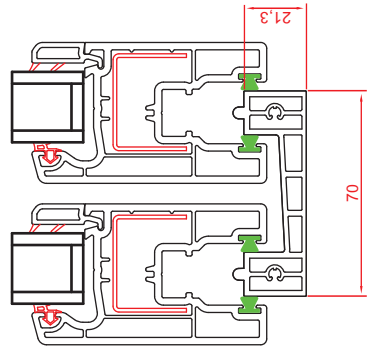
B-B



Kanat Kesim Ölçüsü	Dikey		Yatay	
	Ölçü (mm)	Ad.	Ölçü (mm)	Ad.
A-53	4	4	B/2	4

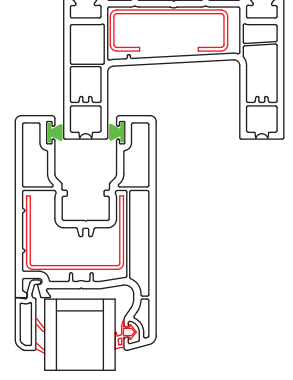
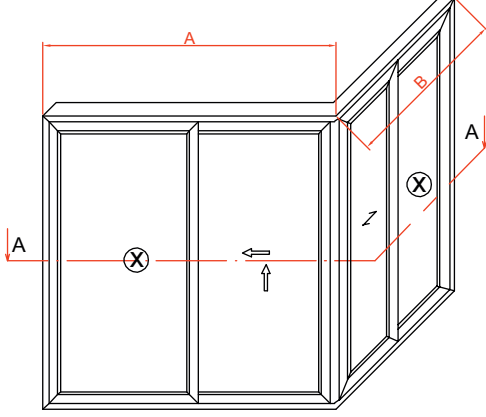
4,2x60 mm ölçüsünde matkap uçlu  
vida ile kasa sırtından alüminyum kasa  
vida yuvalarına vida atılarak  
birleştirme sağlanır.

A-A





## Sürme Alüminyum Köşe Dönüş Profil Uygulaması

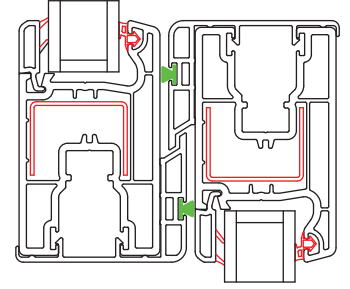


## 75 Sürme Kasa İçin

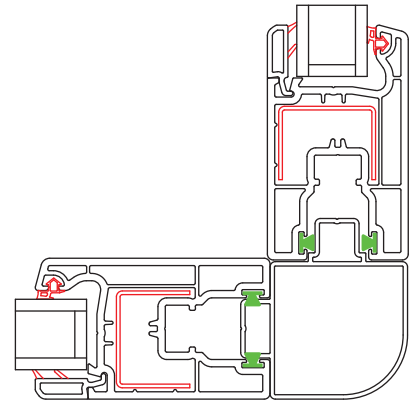
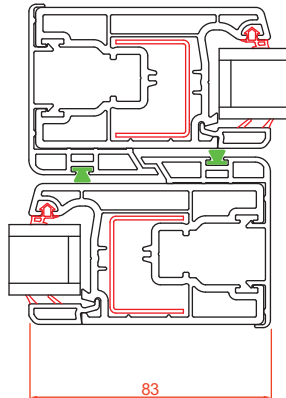
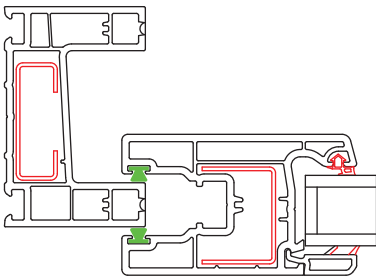
	Dikey		Yatay	
	Ölçü (mm)	Adet	Ölçü (mm)	Adet
Kanat Kesim Ölçüsü	A-74	8	(B/2)+2	8

## 70 Sürme Kasa İçin

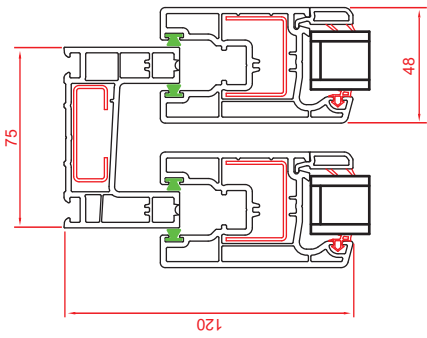
	Dikey		Yatay	
	Ölçü (mm)	Adet	Ölçü (mm)	Adet
Kanat Kesim Ölçüsü	A-86	8	(B/2)-1,5	8



## A-A



## Sürme Kanat Arası Adaptör Uygulaması



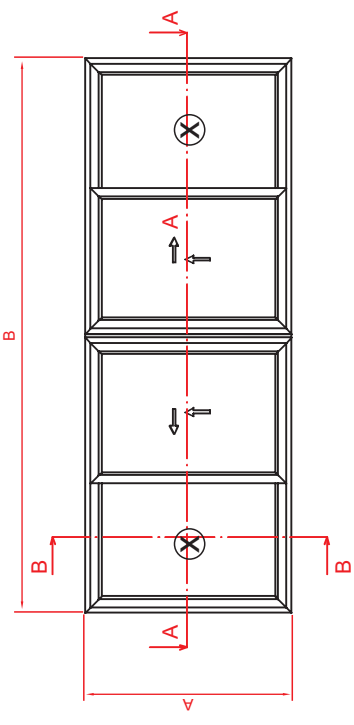
Sürme 75 Kasa İçin

Kanat Kesim Ölçüsü	Dikey		Yatay	
	Ölçü (mm)	Ad.	Ölçü (mm)	Ad.
A-74	8	8	(B/4)+23	8

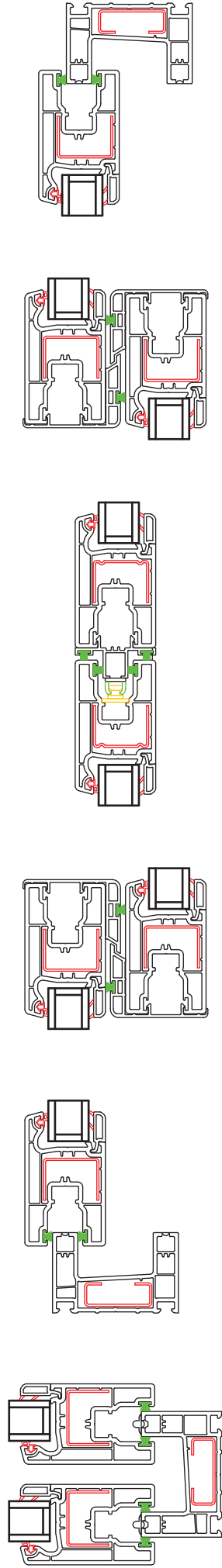
Sürme 70 Kasa İçin

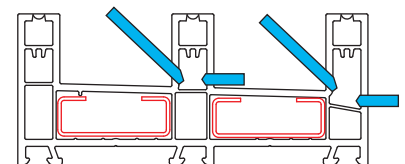
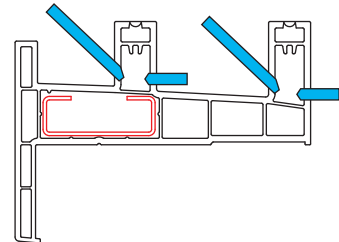
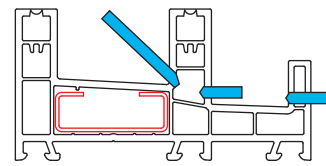
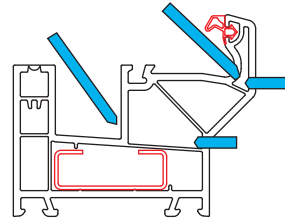
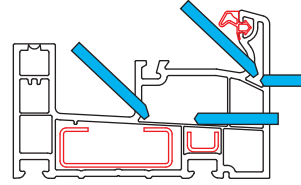
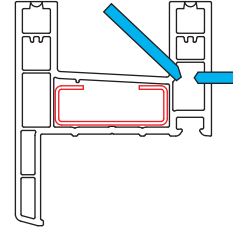
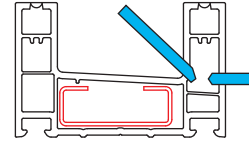
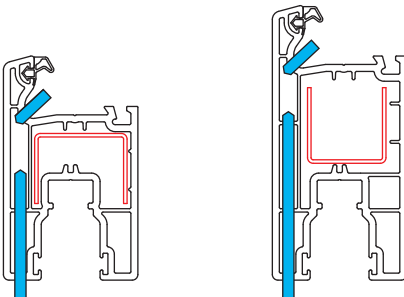
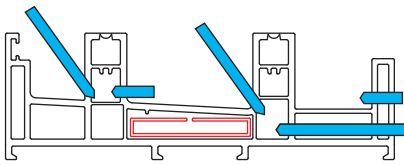
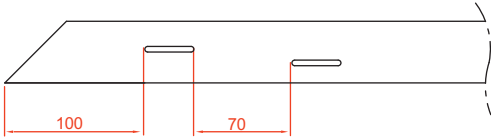

Kanat Kesim Ölçüsü	Dikey		Yatay	
	Ölçü (mm)	Ad.	Ölçü (mm)	Ad.
A-86	8	8	(B/4)+20	8

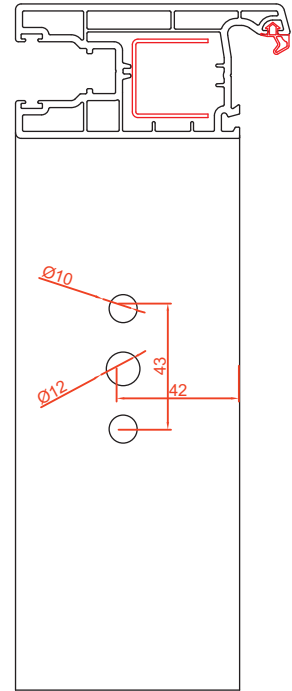
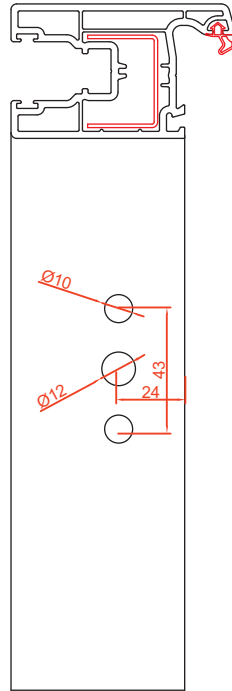
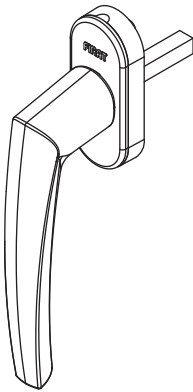
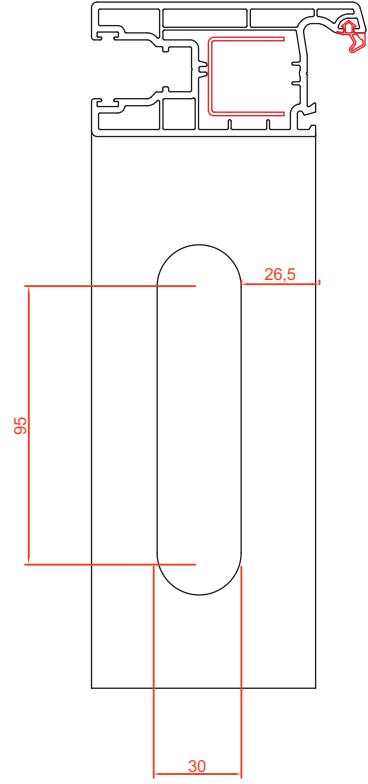
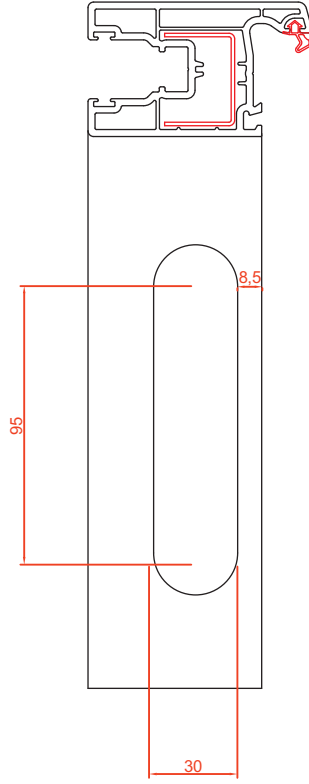
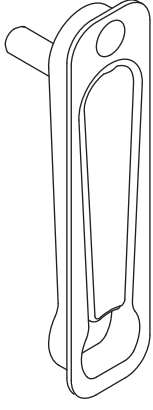
B-B



A-A

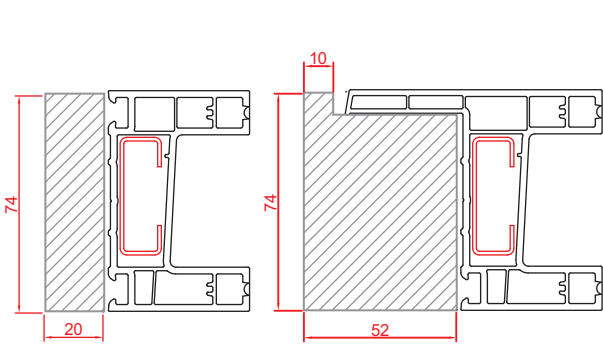






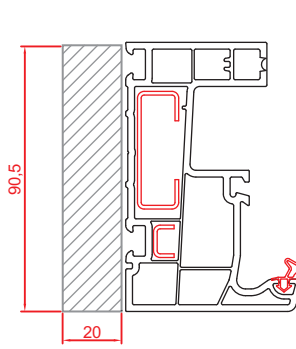
1. Profil kesim açısı tam 45° olmalıdır. Aksi taktide kaynak olacak yüzeyler birbirini tam olarak karşılayamadığı için kaynak zafiyeti oluşacaktır.
2. Kaynak makinesi pleyt yüzeyleri düzgün ve terazide olmalıdır.
3. Rezistans teflonları temiz olmalı ve yırtık olmamalıdır.
4. Kaynak yüzeylerinde profil talaşları olmamalı ve yüzeyler temiz olmalıdır.
5. Kaynak rezistans sıcaklığı 230 - 250 °C aralığında olmalıdır.
6. Kaynak süresi 25 sn, soğutma süresi 25 sn. olmalıdır.
7. Dikey piston baskıları 6 bar, eritme baskısı (arada rezistans varken) 3 bar, kaynak baskısı 6 bar olmalıdır.

Standartlara uygun bir kaynak işlemi yapılabilmesi için aşağıda belirtilen kaynak dayama kalıplarının kaynak işlemi esnasında kullanılması gerekmektedir;

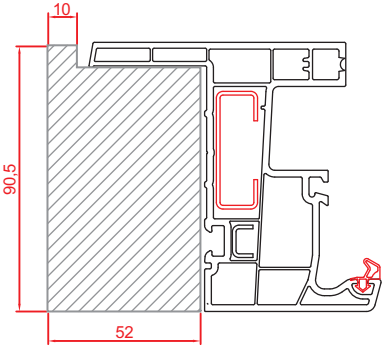


75 Sürme Kasa

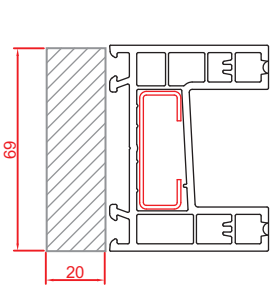
75 Sürme Pervazlı Kasa



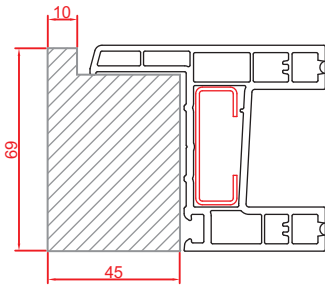
75 Sürme Kayıtlı Kasa



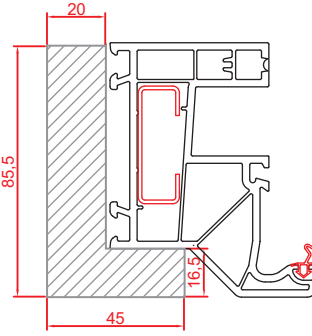
75 Sürme Kayıtlı Pervazlı Kasa



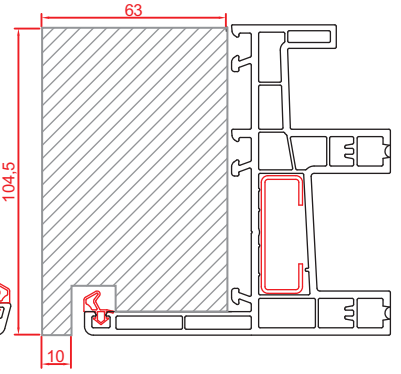
70 Sürme Kasa



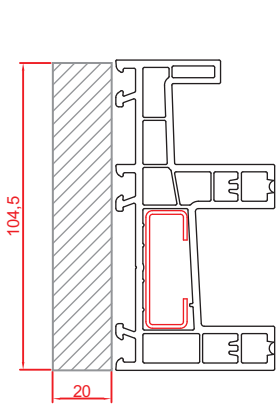
70 Sürme Pervazlı Kasa



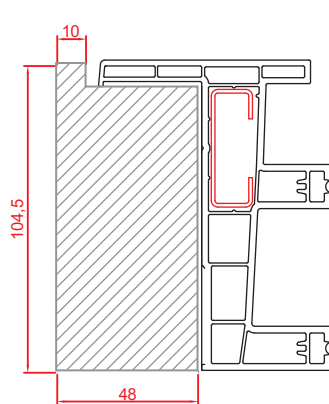
70 Sürme Kayıtlı Kasa



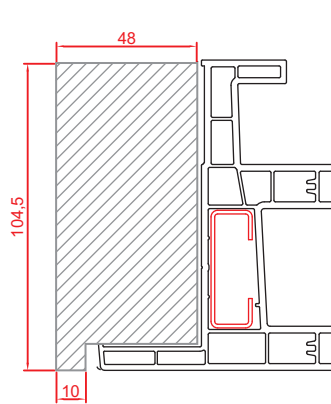
50 mm Dıştan Sineklikli Pervazlı Kasa



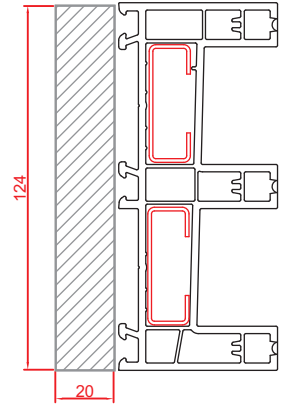
70 Sürme Sineklikli Kasa



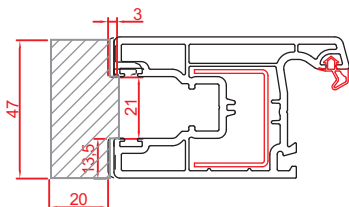
70 İçten Sineklikli Pervazlı Kasa



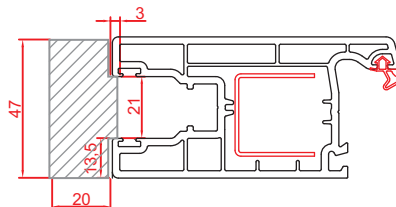
70 Dıştan Sineklikli Pervazlı Kasa



Üçlü Sürme Kasa



Sürme Kanat



Sürme Kapı Kanat

# FIRAT

Türkoba Mah. Fırat Plastik Cad. No: 23  
34537 Büyükçekmece - İstanbul - TÜRKİYE  
T: (0212) 866 41 41 - 866 42 42  
F: (0212) 859 04 00 - 859 05 00

Müşteri Hizmetleri:  
444 9 378 (FRT) - 0 800 219 80 20

firat@firat.com - info@firat.com  
info@firatpen.com.tr - musterihizmetleri@firat.com  
www.firat.com - www.firatpen.com.tr

📷 / Fıratplastiktr 📱 / Fıratplastik 📞 / Fıratplastik 🌐 / Fıratplastik  
📷 / Fıratpentr 📱 / Fıratpen 📞 / Fıratpentr